

THIS DRAWING AND SPECIFICATIONS, HEREIN, ARE THE PROPERTY OF INVENTEC CORPORATION AND SHALL NOT BE REPRODUCED, COPIED, OR USED IN WHOLE OR IN PART AS THE BASIS FOR THE MANUFACTURE OR SALE OF ITEMS WITHOUT WRITTEN PERMISSION, INVENTEC CORPORATION, 2009 ALL RIGHT RESERVED.

HSF Property: ROHS or Halogen-Free(5L3?)

GL10FG

2011.08..31

21-OCT-2009		
DATE	CHANGE NO.	REV

WWW.AliSaler.Com

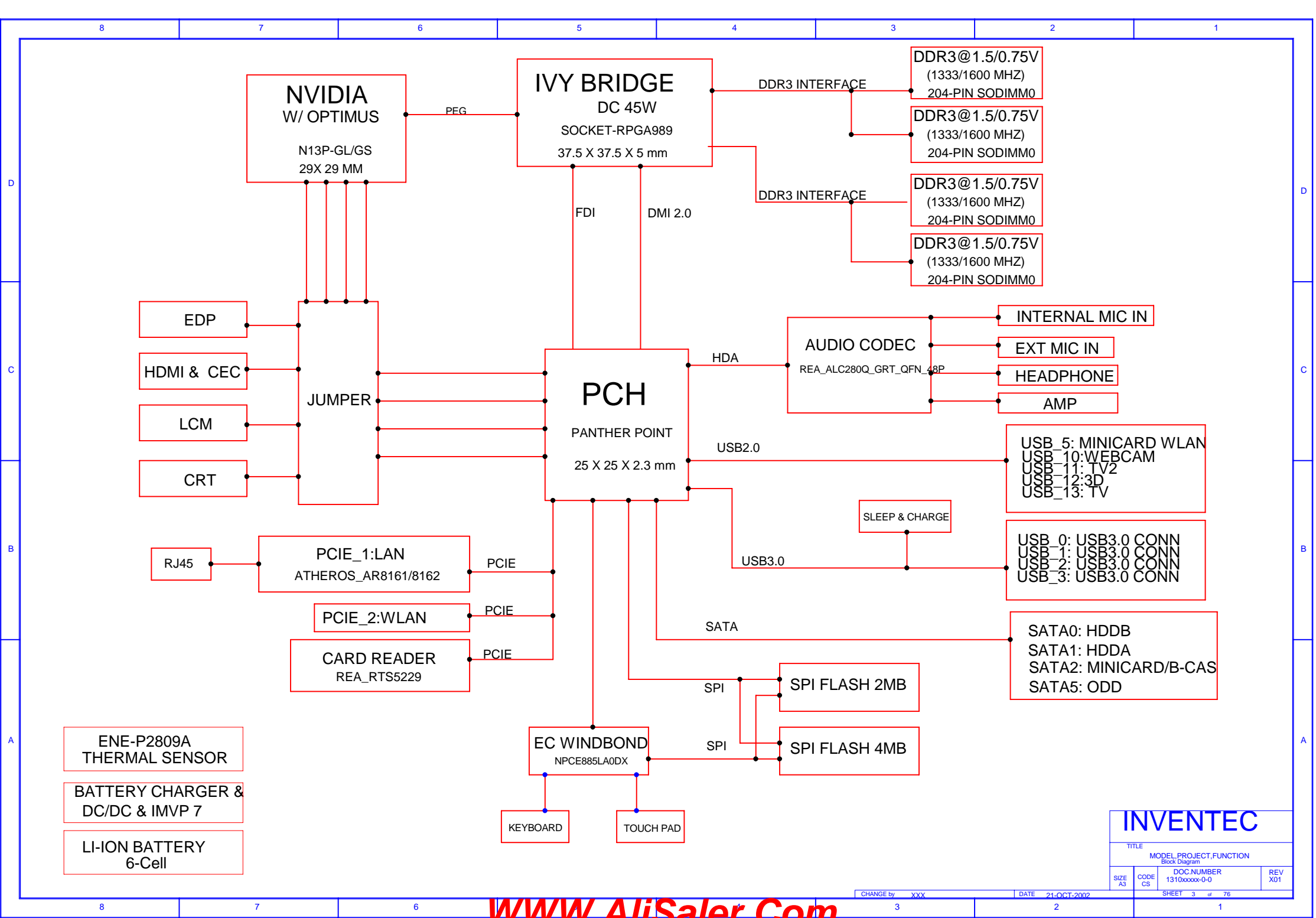
	EE	DATE	POWER	DATE	INVENTEC			
DRAWER								
DESIGN								
CHECK								
RESPONSIBLE								
SIZE								
FILE NAME					SIZE	CODE	DOC. NUMBER	REV
PN		XXX			C	CS	13100000X-00	X01
					SHEET	1	of 25	

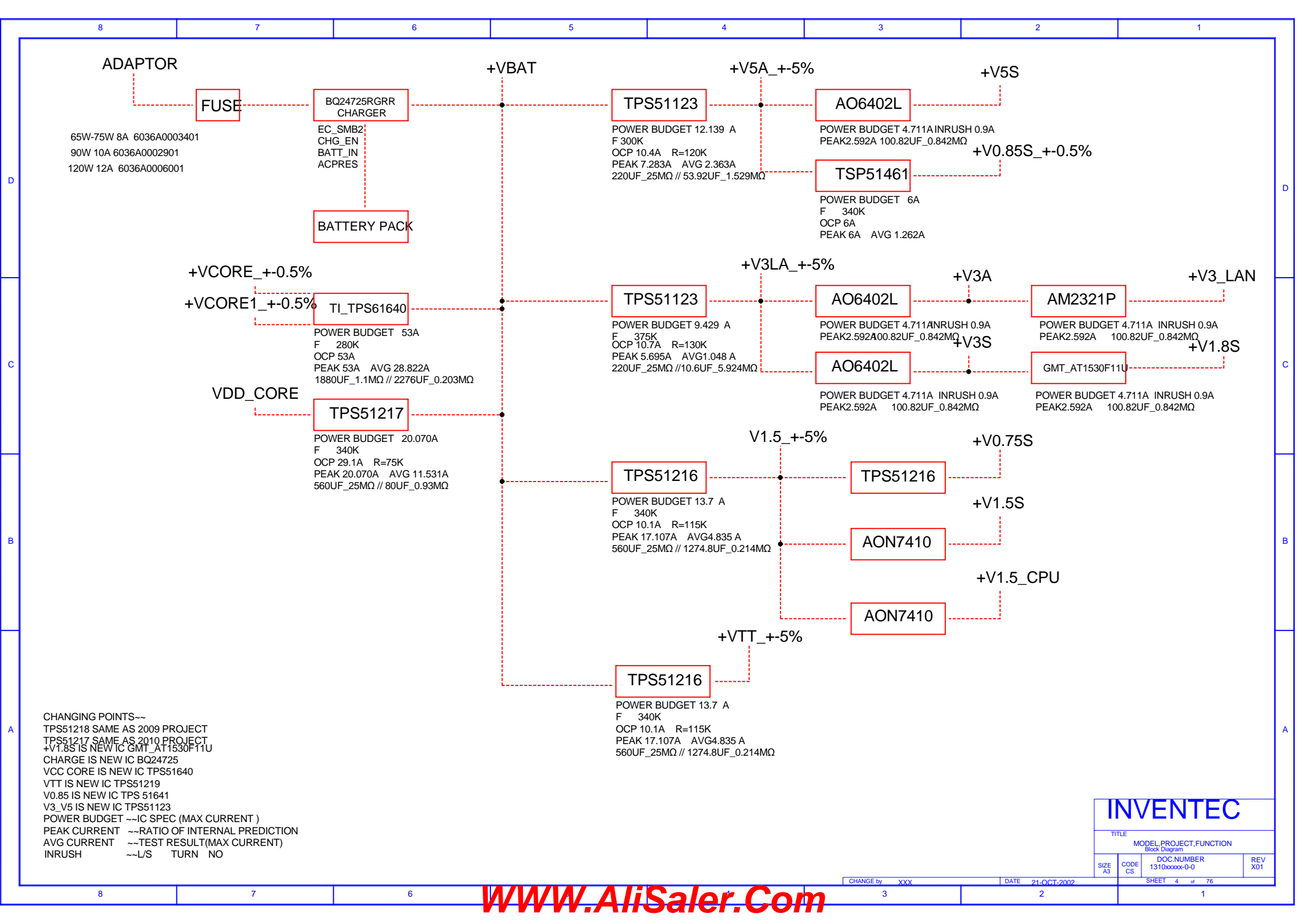
TABLE OF CONTENTS

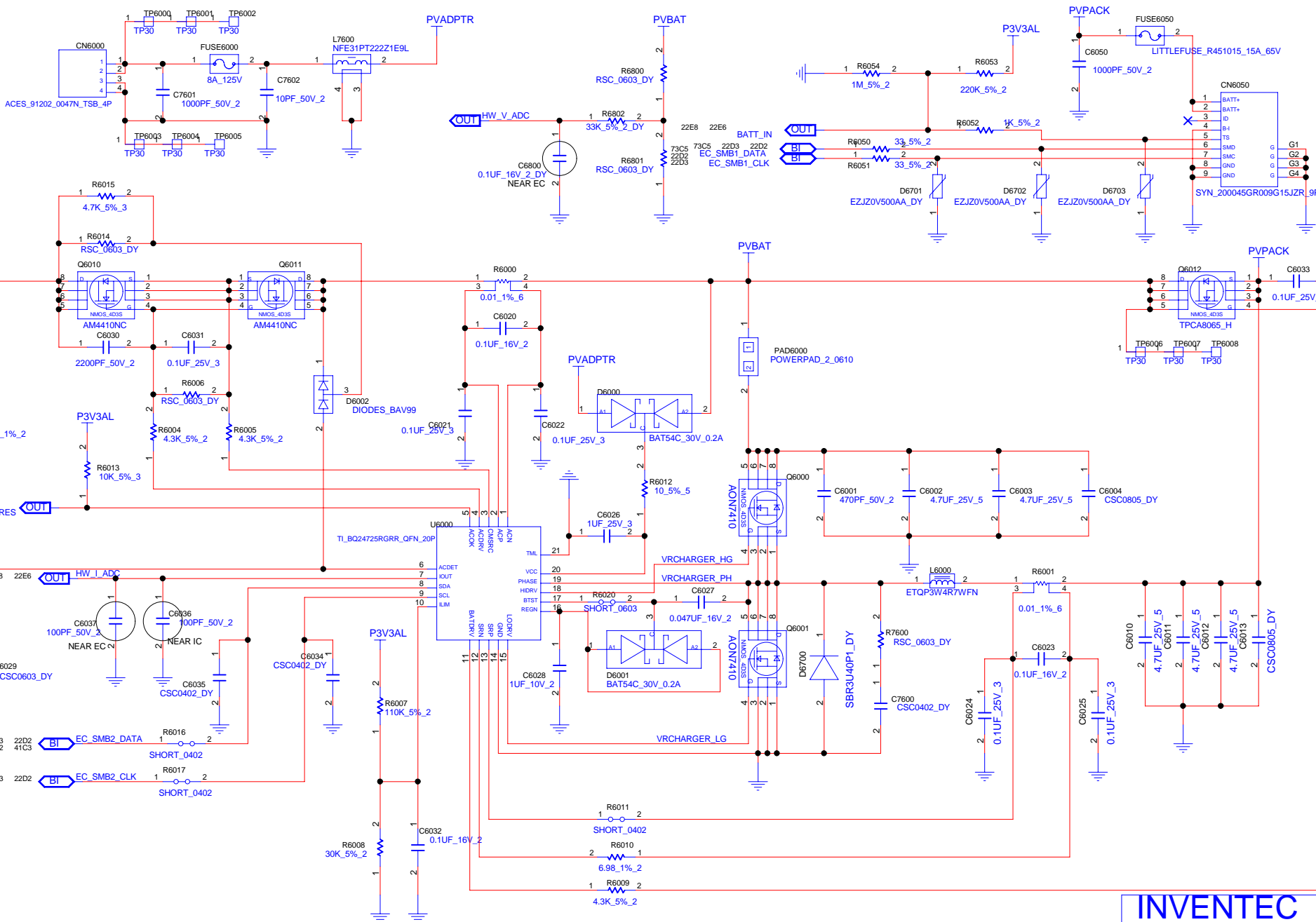
PAGE	PAGE	PAGE
1. COVER PAGE	26. SPEAKER/HP JACK/MIC JACK	51. CPU 5 POWER
2. INDEX	27. AMP	52. CPU 6 GND
3. BLOCK DIAGRAM	28. CARDREADER	53. PCH 1
4. POWER MAP	29. MINI1 WLAN/DEBUG CARD	54. PCH 2
5. POWER CHARGER	30. MINI2 3G/LTE	55. PCH 3
6. POWER +V3LA/+V3A/+5A	31. B-CAS	56. PCH 4 AXG
7. POWER +V1.5/+V0.75	32. SATA HDD/ODD CONN	57. PCH 5 USB
8. POWER +V1.8S	33. USB 2.0 CONN	58. PCH 6 MISC
9. POWER VCCIO	34. USB 3.0 CONTROLLER	59. PCH 7 POWER
10. POWER VCCSA	35. USB 3.0 CONN W/ S&C	60. PCH 8 POWER
11. POWER VCORE	36. USB 3.0 CONN	61. PCH 9 GND
12. POWER VGFX	37. EDP CONN	62. VGA 1
13. POWER VCORE_DGPU	38. LCM CONN	63. VGA 2
14. LNB POWER	39. CRT CONN	64. VGA 3
15. ENABLE PIN	40. HDMI CONN	65. VGA 4
16. LOAD SWITCH-1	41. HDMI CEC	66. VGA 5
17. LOAD SWITCH-2(FOR OPTIMUS)	42. DDR3 DIMM0	67. VRAM 1
18. PCB SCREW	43. DDR3 DIMM1	68. VRAM 2
19. HALL SENSOR	44. DDR3 DIMM0	69. VRAM 3
20. LED	45. DDR3 DIMM1	70. VRAM 4
21. K/B & TP/B CONN	46. FAN & THERMAL SENSOR	71. POWER BUTTON BOARD
22. EC	47. CPU 1	72. EMI
23. LAN	48. CPU 2	73. 3D SENSOR
24. RJ45 & TRANSFORMER	49. CPU 3 DRAM	74. CIR
25. AUDIO CODEC	50. CPU 4 POWER	75. USB3.0 REDRIVER

INVENTEC

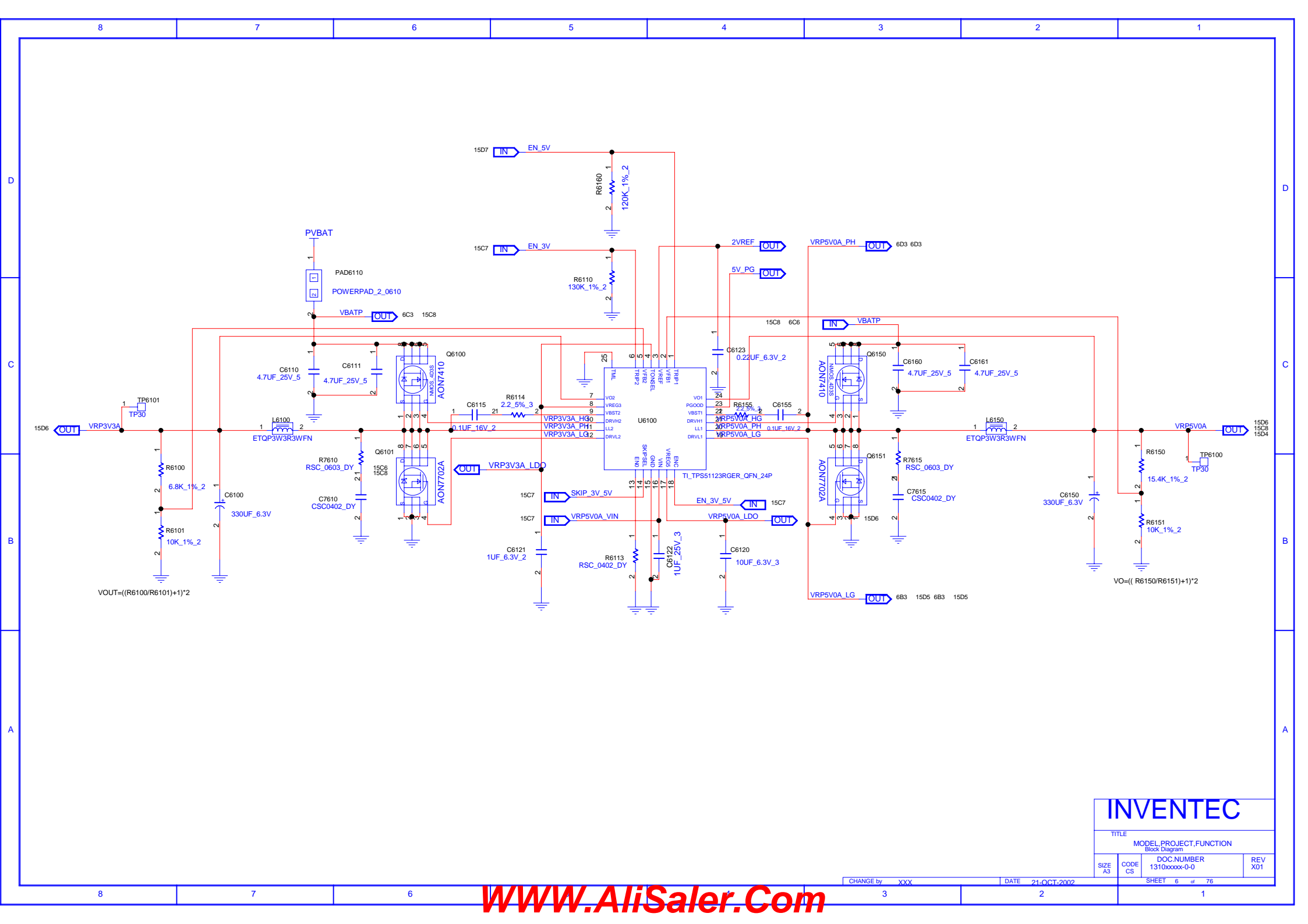
TITLE			
MODEL PROJECT.FUNCTION Block Diagram			
SIZE A3	CODE CS	DOC NUMBER 1310xxxxx-0-0	REV X01







TITLE		
MODEL,PROJECT,FUNCTION Block Diagram		
SIZE A3	CODE CS	DOC.NUMBER 1310xxxxx-0-0



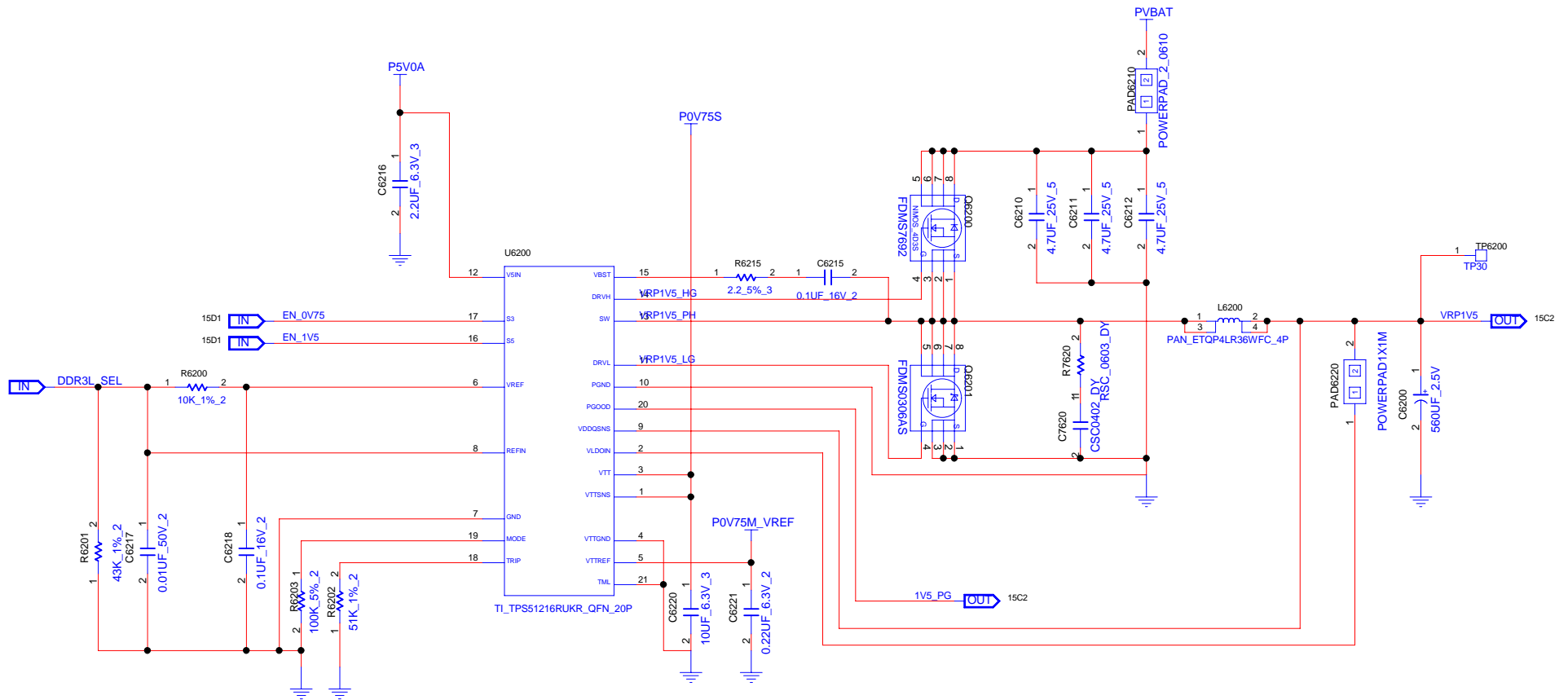
INVENTEC

TITLE			
MODEL PROJECT FUNCTION			
Block Diagram			
DOC NUMBER			
1310xxxxx-0-0			
REV			
X01			

CHANGE by XXX DATE 21-OCT-2002

SHEET 6 of 76

WWW.AliSaler.Com



VOUT=REFIN=1.8*(R6201/(R6200+R6201))
MODE=100KOHM:TRACKING DISCHARGE

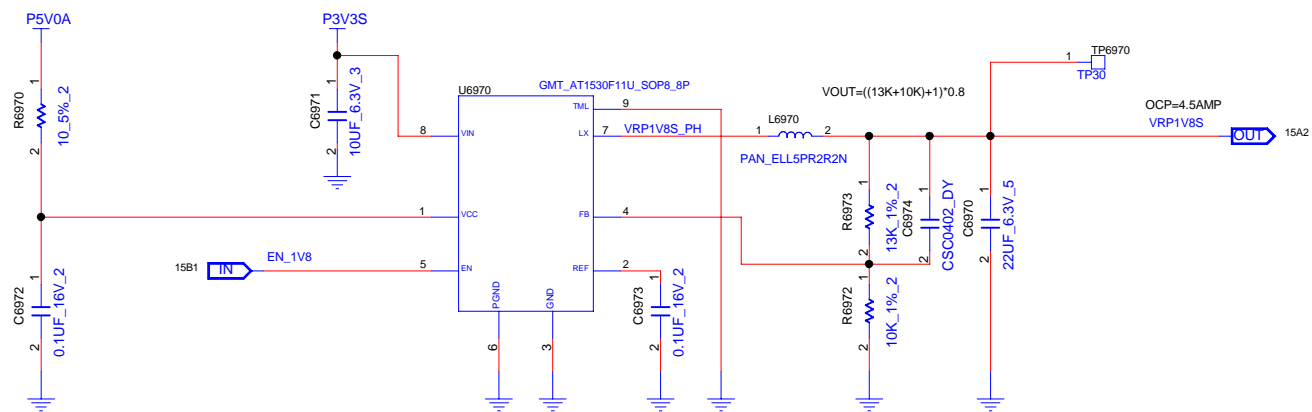
STATE	S3	S5	VREF	VDDQ	VTTREF	VTT
S0	HI	HI	ON	ON	ON	ON
S3	LO	HI	ON	ON	ON	OFF(High-Z)
S4/S5	LO	LO	OFF	OFF(Discharge)	OFF(Discharge)	OFF(Discharge)

INVENTEC

TITLE			
MODEL PROJECT FUNCTION			
Block Diagram			
SIZE	CODE	DOC NUMBER	REV
A3	CS	1310xxxxx-0-0	X01

CHANGE by XXX DATE 21-OCT-2002

SHEET 7 of 76



INVENTEC

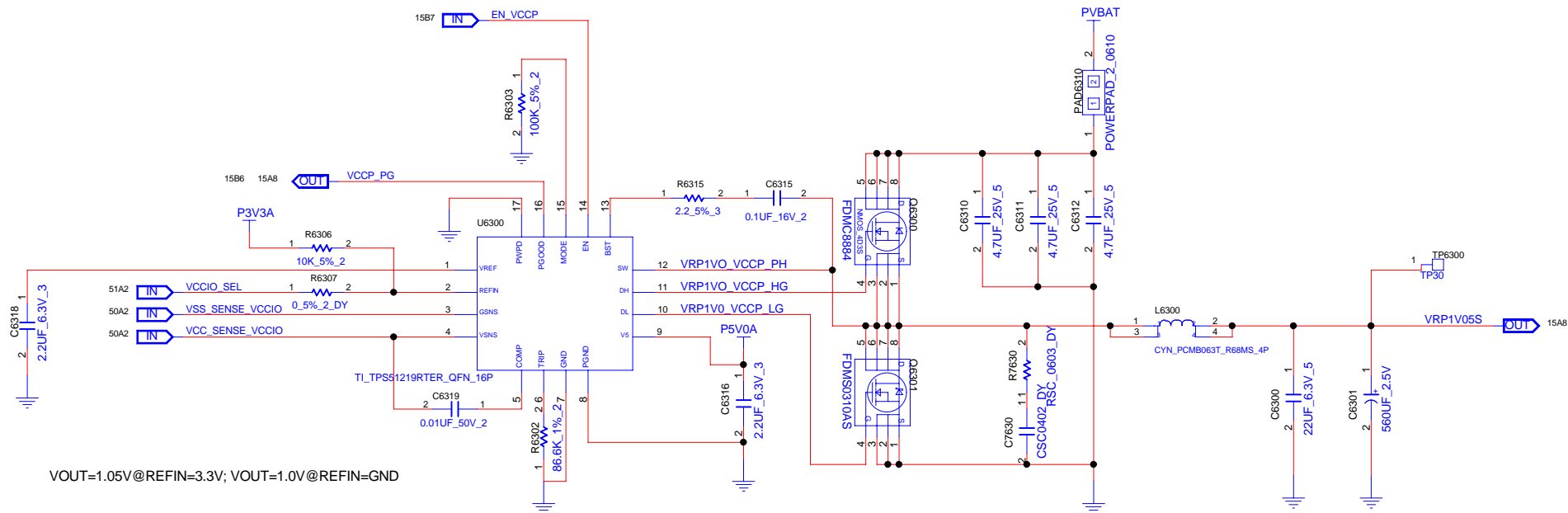
TITLE MODEL PROJECT,FUNCTION
Block Diagram

SIZE A3 CODE CS DOC NUMBER 1310xxxxx-0-0 REV X01

CHANGE by XXX DATE 21-OCT-2002

SHEET 8 of 76

WWW.AliSaler.Com

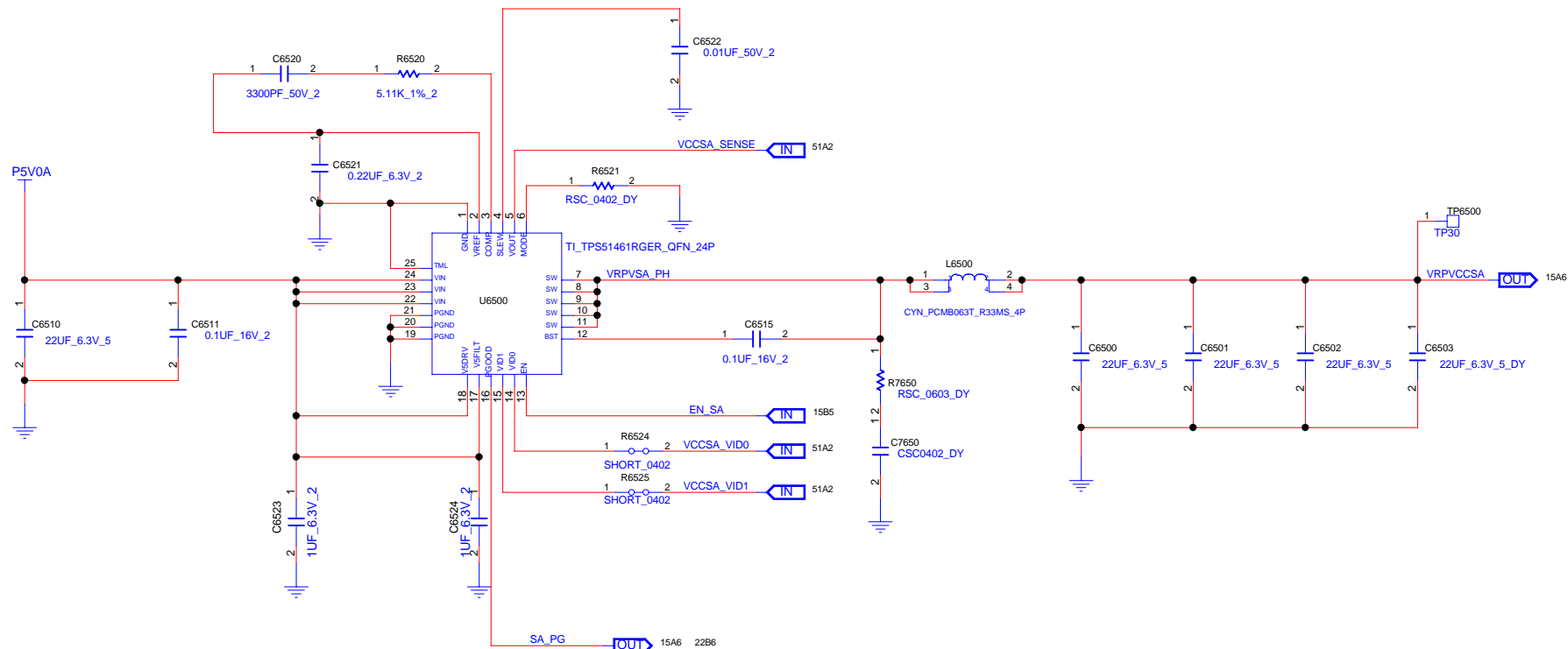


INVENTEC

TITLE			
MODEL PROJECT FUNCTION			
Block Diagram			
SIZE	CODE	DOC NUMBER	REV
A3	CS	1310xxxxx-0-0	X01

CHANGE by XXX DATE 21-OCT-2002

SHEET 9 of 76



INVENTEC

TITLE MODEL PROJECT,FUNCTION

Block Diagram

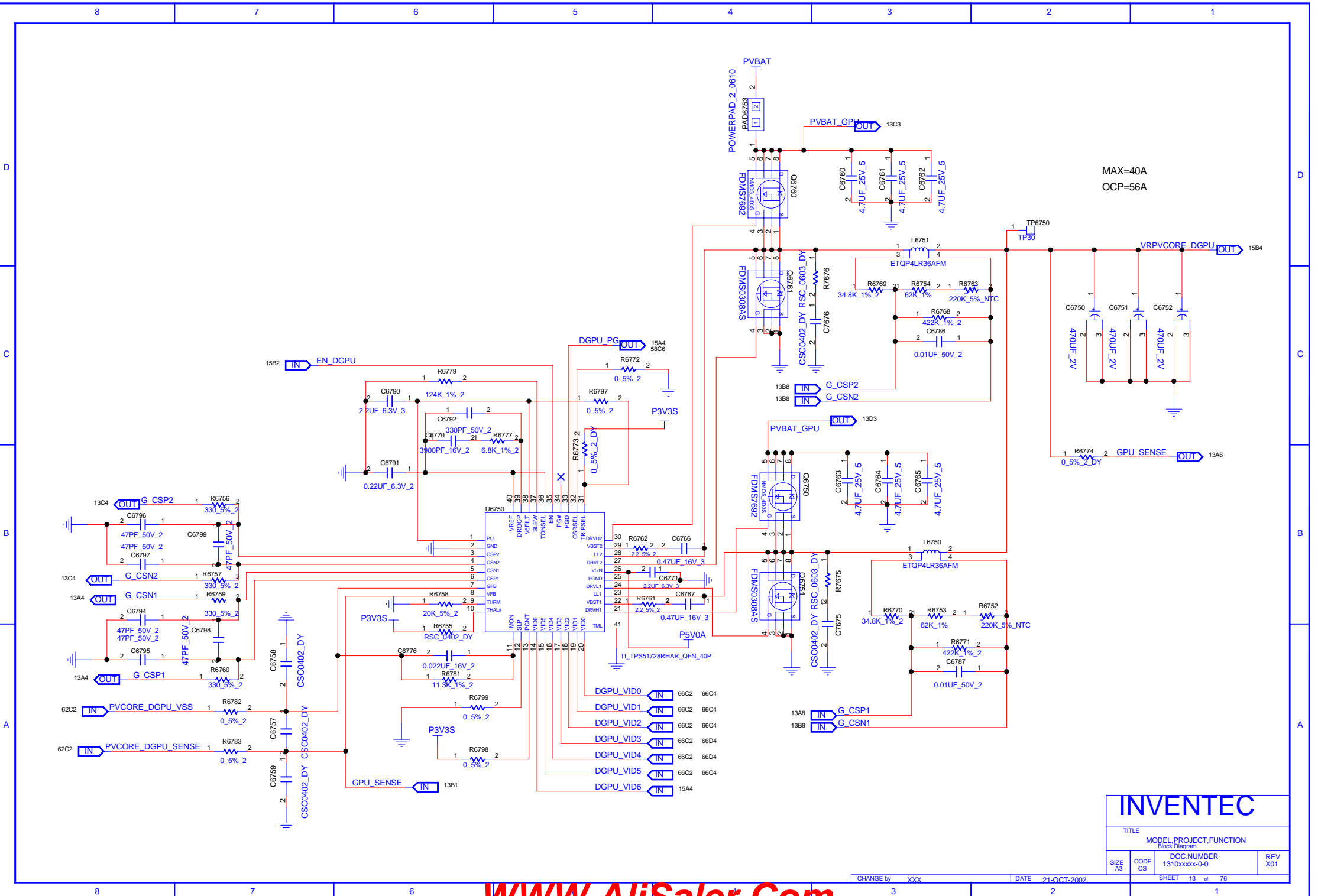
DOC NUMBER 1310xxxxx-0-0

REV X01

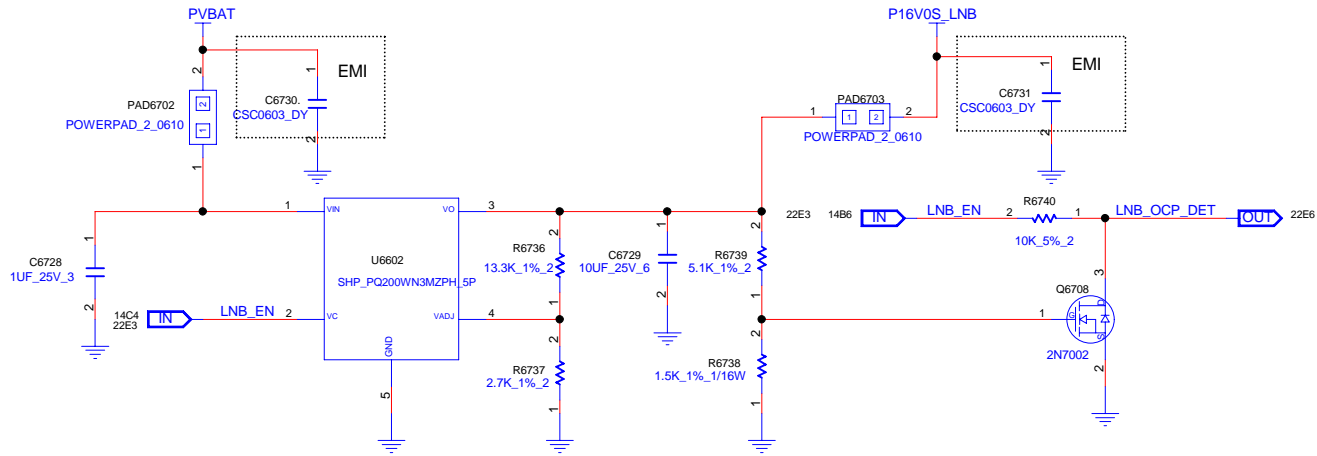
CHANGE by XXX DATE 21-OCT-2002

SHEET 10 of 76





LNB POWER



INVENTEC

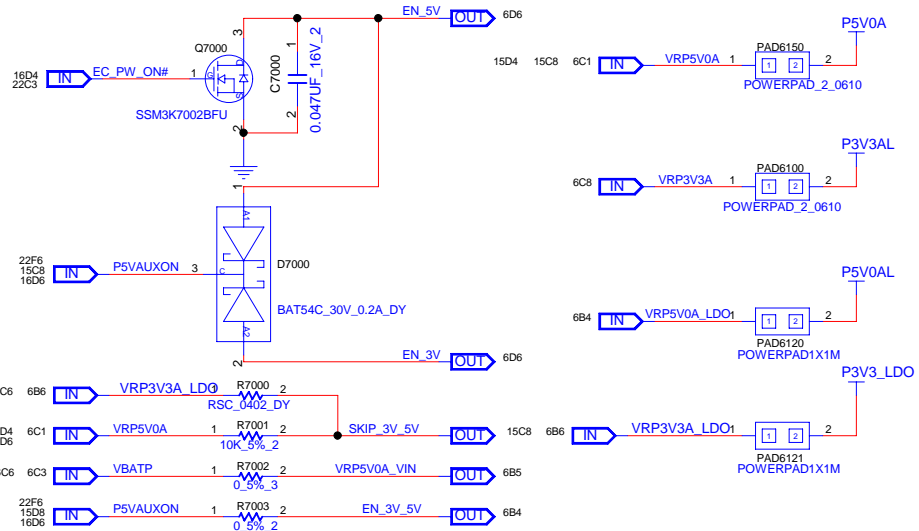
TITLE	MODEL, PROJECT, FUNCTION
	Blank Diagram

SIZE A3	CODE CS	DOC. NUMBER 1310xxxxx-0-0	REV X01
------------	------------	------------------------------	------------

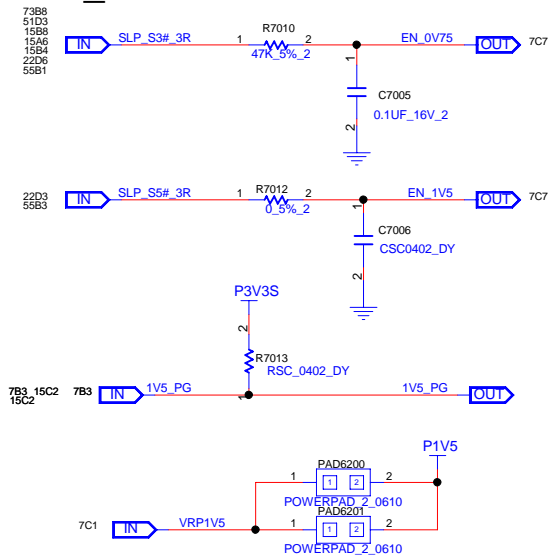
CHANGE by	XXX	DATE	21-OCT-2002
-----------	-----	------	-------------

SHEET 14 of 76

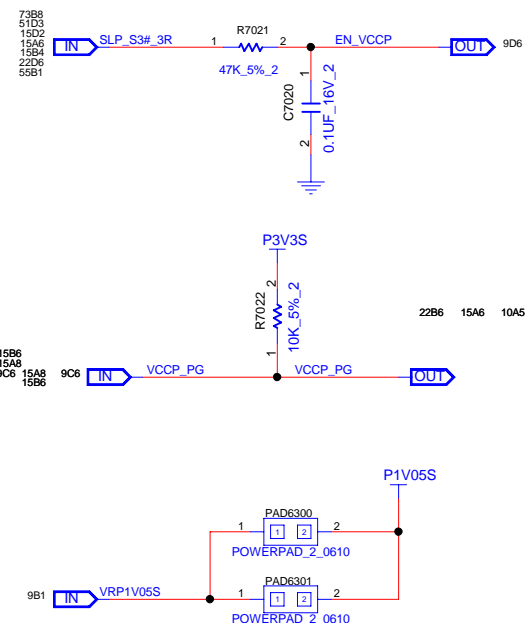
3V & 5V



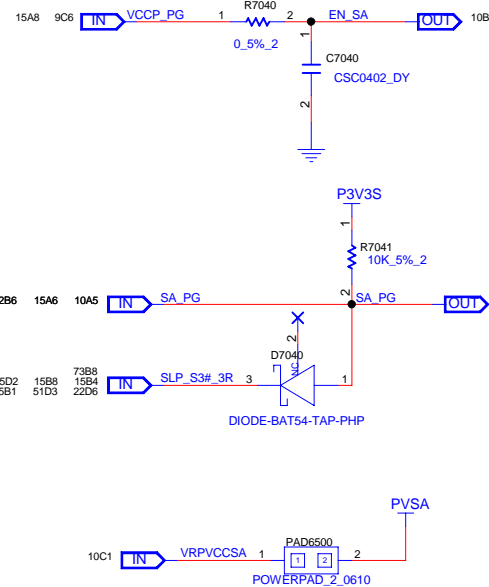
DDR_P1V5



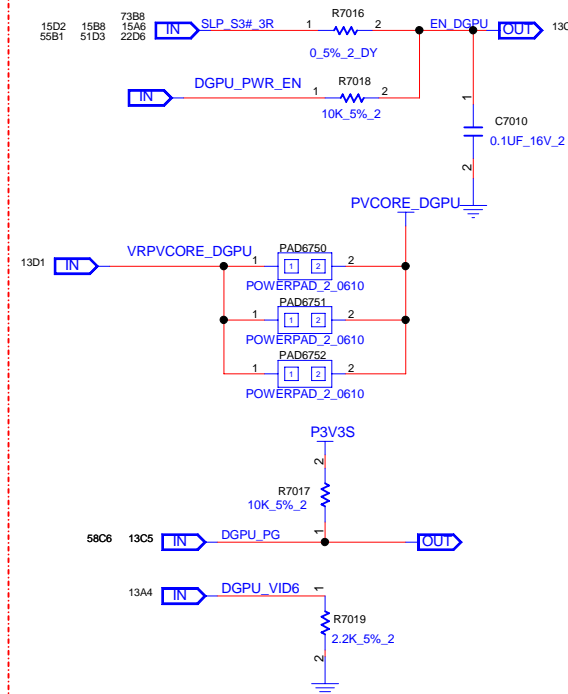
VCCIO



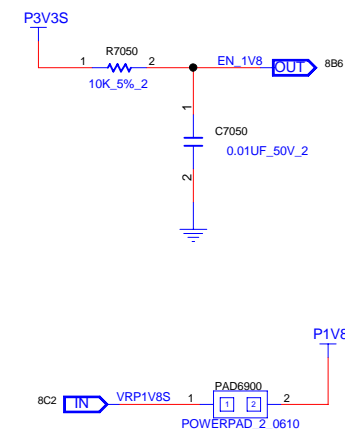
VCCSA



DGPU

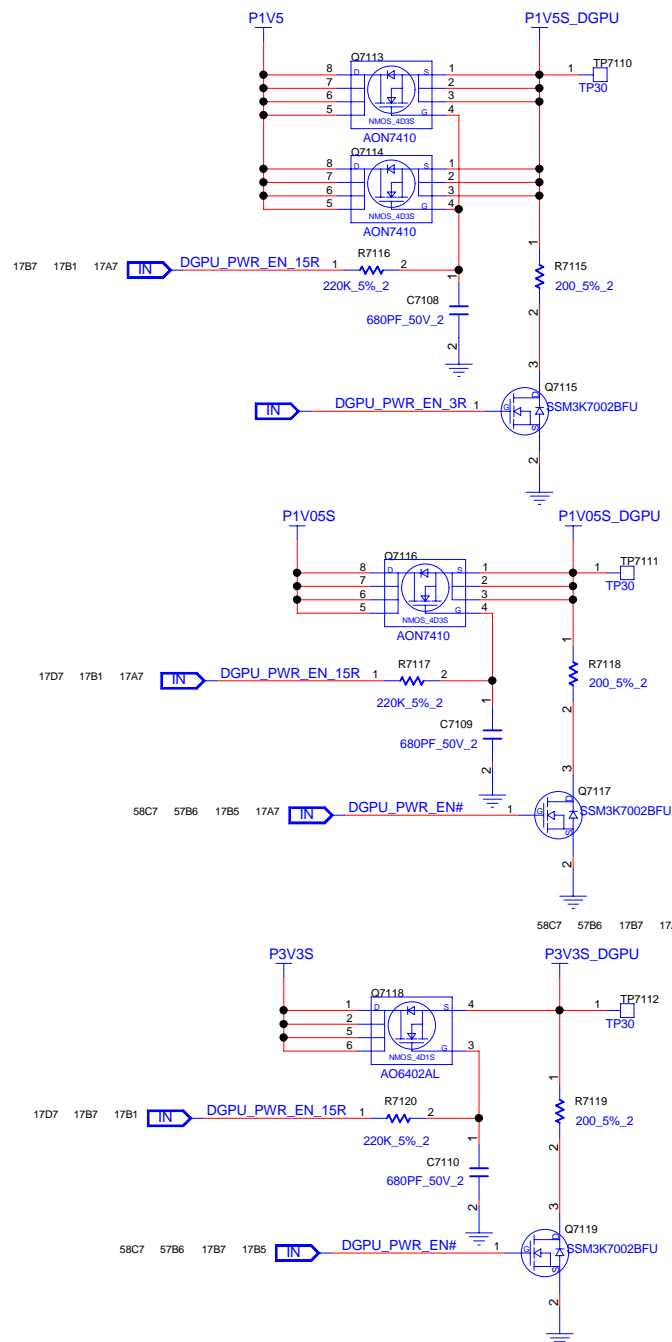


P1V8S



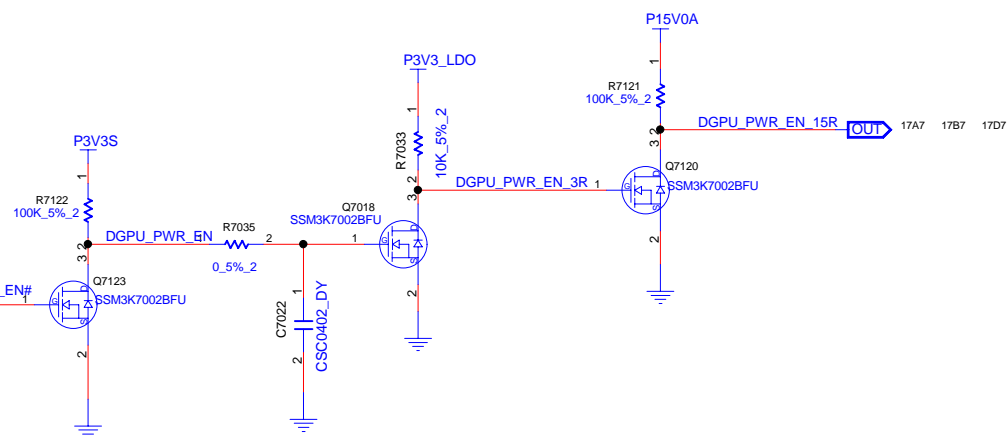
INVENTEC

TITLE			
MODEL PROJECT FUNCTION			
Block Diagram			
DOC NUMBER			
1310xxxxx-0-0			
SIZE	CODE	REV	
A3	CS	X01	



NVIDIA OPTIMUS

	DURING RESET	AFTER RESET	
DGPU_PWR_EN#	HIGH	HIGH	0 : DGPU POWER SWITCH TURNED ON 1 : POWER SWITCH TURNED OFF
DGPU_PG			0 : DGPU POWER IS NOT STABLE 1 : DGPU POWER IS STABLE
DGPU_HOLD_RST#	LOW	LOW	0 : KEEP DGPU IN RESET 1 : RESET IS RELEASED



INVENTEC

TITLE	MODEL PROJECT FUNCTION
1. <u>Project Description</u>	
2. <u>Project Objectives</u>	
3. <u>Project Scope</u>	
4. <u>Project Organization</u>	
5. <u>Project Schedule</u>	
6. <u>Project Budget</u>	
7. <u>Project Risks</u>	
8. <u>Project Communication</u>	
9. <u>Project Monitoring and Control</u>	
10. <u>Project Closure</u>	

MODEL, PROJECT, FUNCTION Block Diagram		
SIZE A3	CODE CS	DOC. NUMBER 1310xxxx-0-0

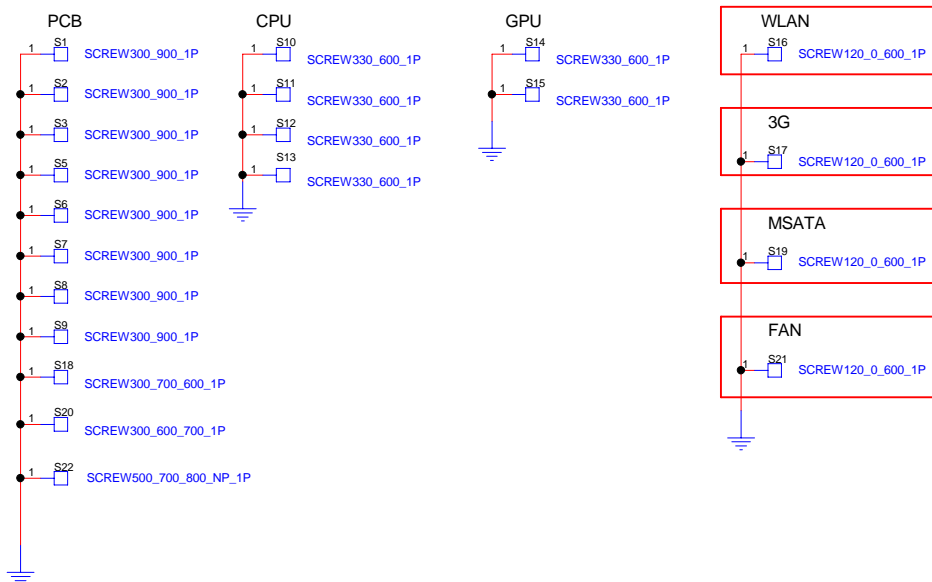
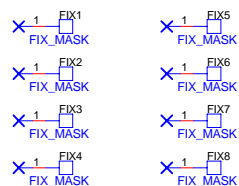
AS	CS	SHEET 17 of 76
----	----	----------------

CHANGE by	YYY	DATE	21-OCT-2002
-----------	-----	------	-------------

SHEET 17 of 76

WWW.AliSaler.Com

REFERENCE 0~49(PCB SCREW)



INVENTEC

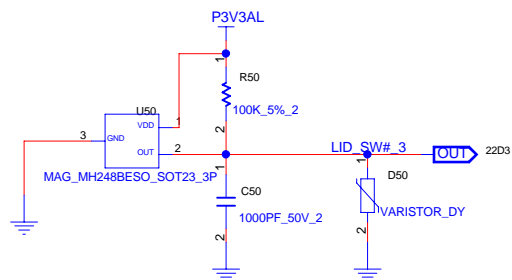
TITLE MODEL PROJECT FUNCTION
Block Diagram

SIZE A3 CODE CS DOC NUMBER 1310xxxxx-0-0 REV X01

CHANGE by XXX DATE 21-OCT-2002

SHEET 18 of 76

REFERENCE 50-99(HALL SENSOR)



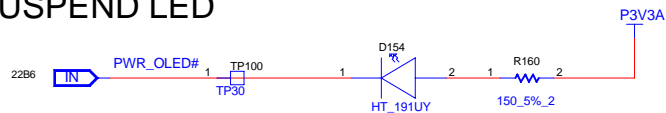
INVENTEC

TITLE
MODEL PROJECT FUNCTION
Block Diagram

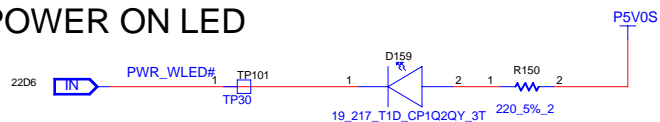
SIZE A3	CODE CS	DOC NUMBER 1310xxxxx-0-0	REV X01
------------	------------	-----------------------------	------------

CHANGE by XXX	DATE 21-OCT-2002	SHEET 19 of 76
------------------	---------------------	-------------------

SUSPEND LED

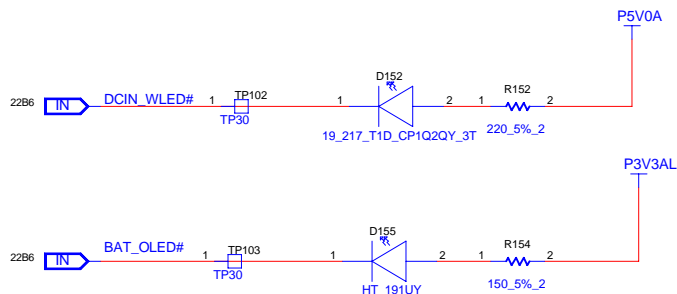


POWER ON LED

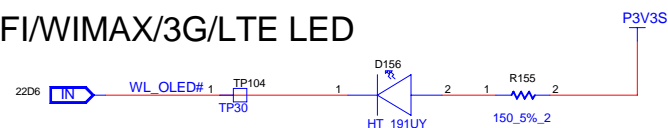


DC IN / BATTERY CHARGE LED

D152 BRIGHT:BOTH AC-ADAPTER IS PLUGGED IN AND BATTERY IS FULL CHARGED
D155 BRIGHT:WHILE CHARGING BATTERY FROM AC-ADAPTER
BLINK:LOW BATTERY



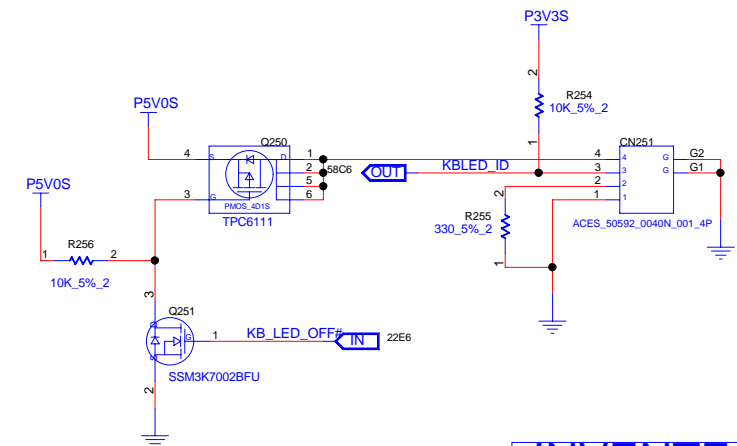
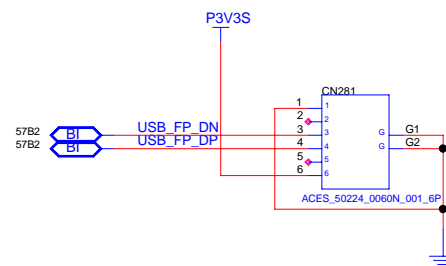
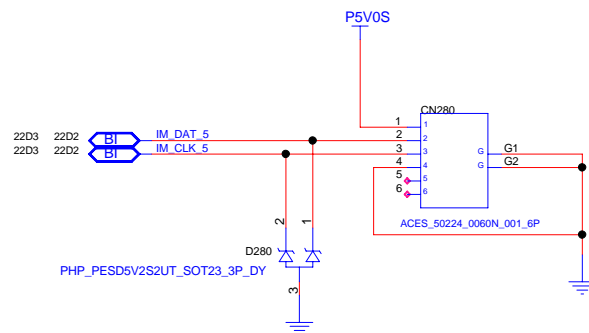
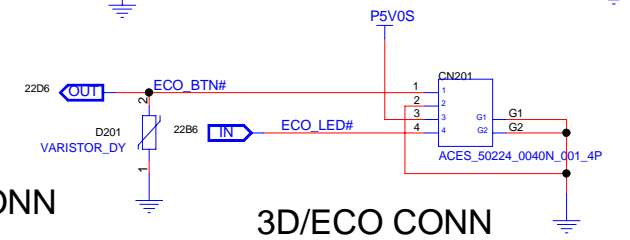
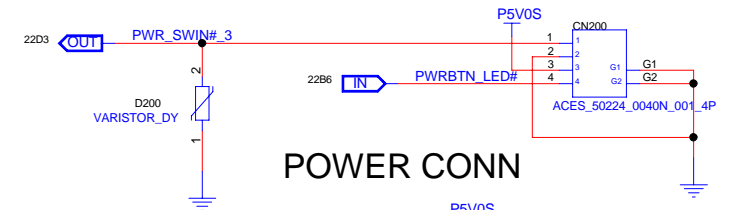
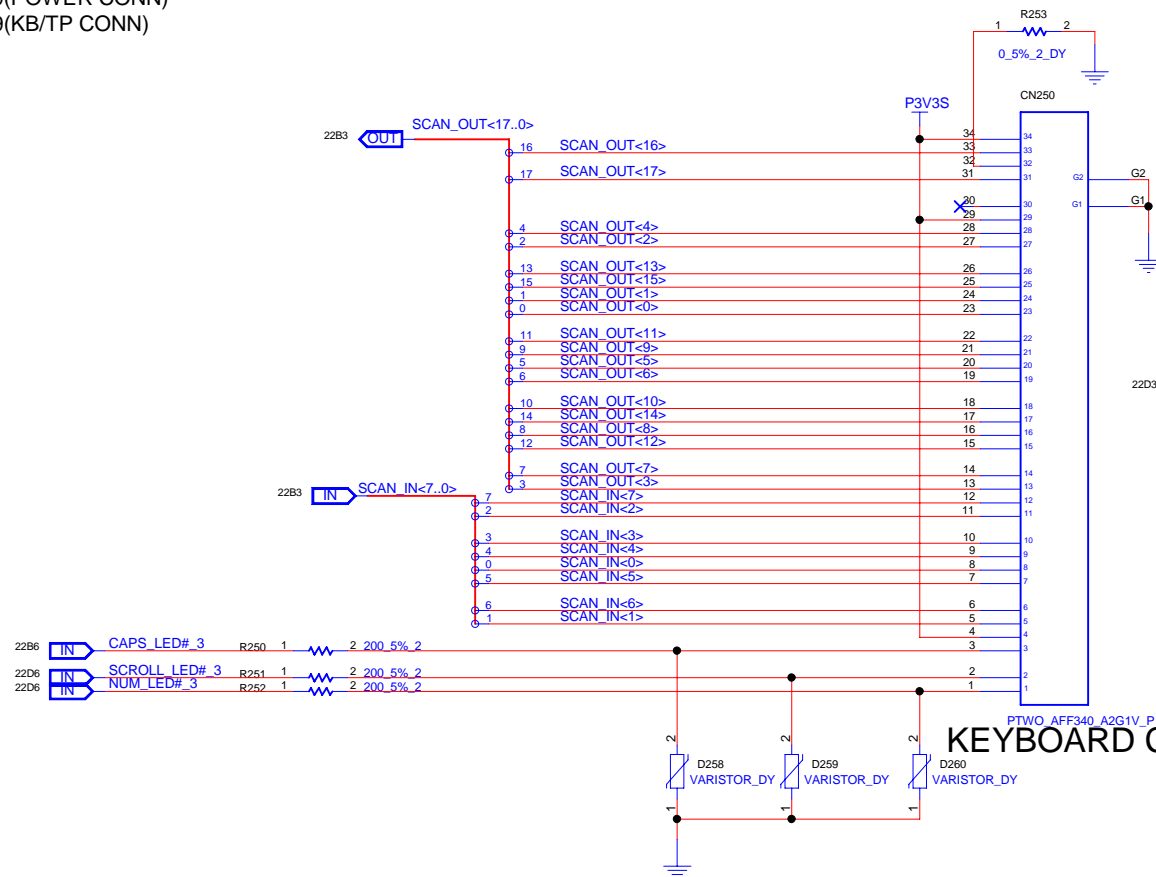
WIFI/WIMAX/3G/LTE LED



INVENTEC

TITLE			
MODEL PROJECT.FUNCTION Block Diagram			
SIZE A3	CODE CS	DOC NUMBER 1310xxxx-0-0	
SHEET 20 of 76			REV X01

REFERENCE 200~249(POWER CONN)
REFERENCE 250~299(KB/TP CONN)



INVENTEC

TITLE			
MODEL PROJECT FUNCTION			
Block Diagram			
DOC NUMBER			
1310xxxxx-0-0			
REV			
X01			

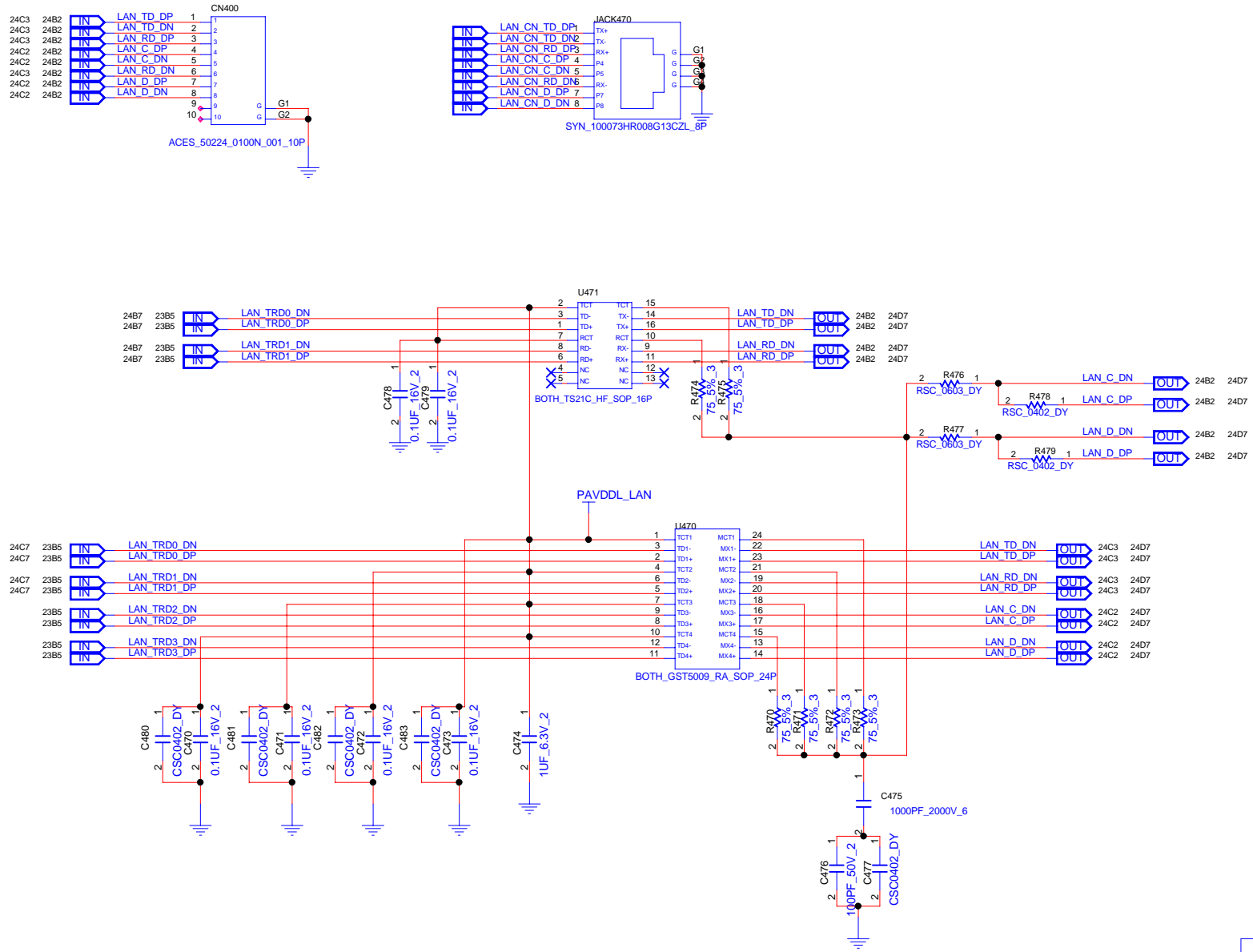
CHANGE by XXX DATE 21-OCT-2002

SHEET 21 of 76

	B	C	D	E	F
--	---	---	---	---	---

TITLE			
MODEL,PROJECT,FUNCTION Block Diagram			
SIZE C	CODE CS	DOC NUMBER 1310xxxxxx-0-0	REV X01
SHEET 22 of 75			

REFERENCE 400~499(LAN)



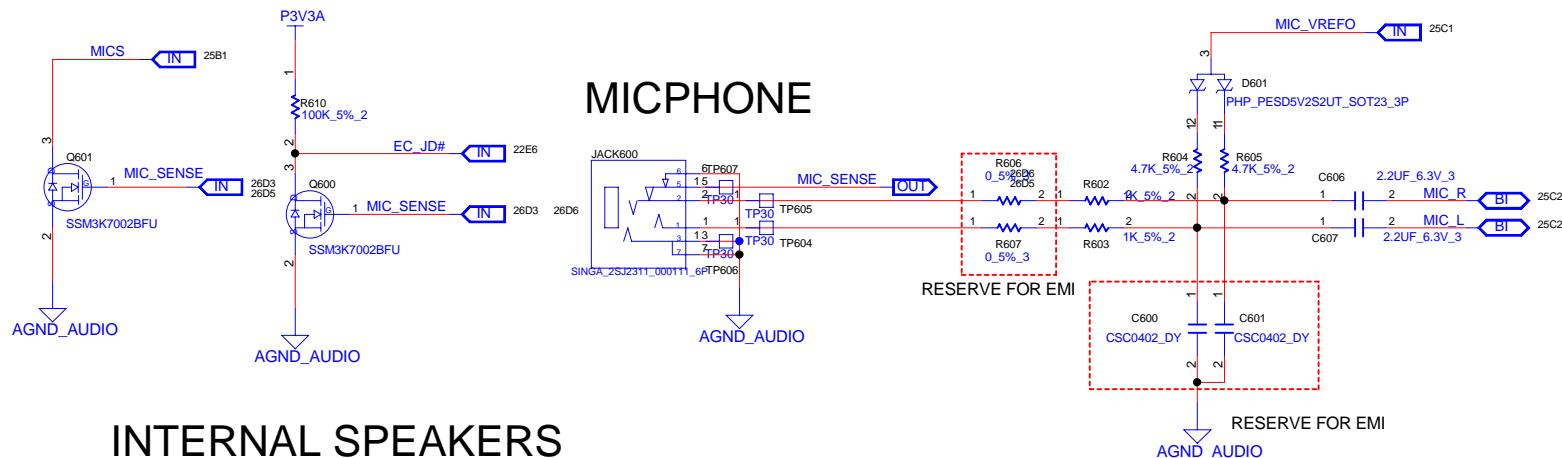
INVENTEC

TITLE			
MODEL PROJECT FUNCTION			
Block Diagram			
SIZE	CODE	DOC NUMBER	REV
A3	CS	1310xxxxx-0-0	X01

CHANGE by XXX DATE 21-OCT-2002

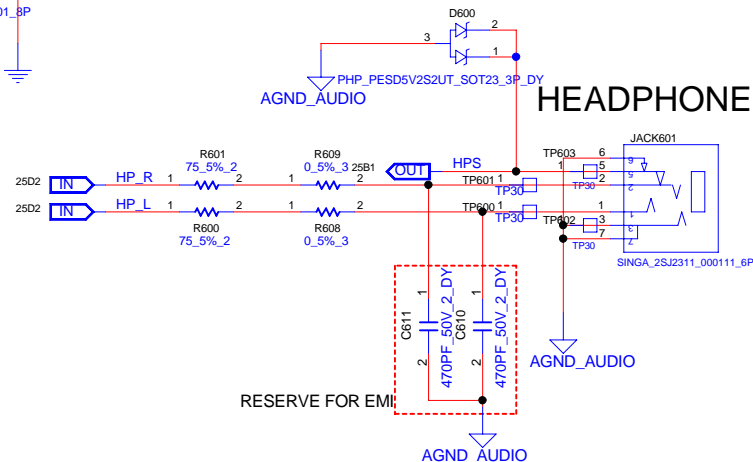
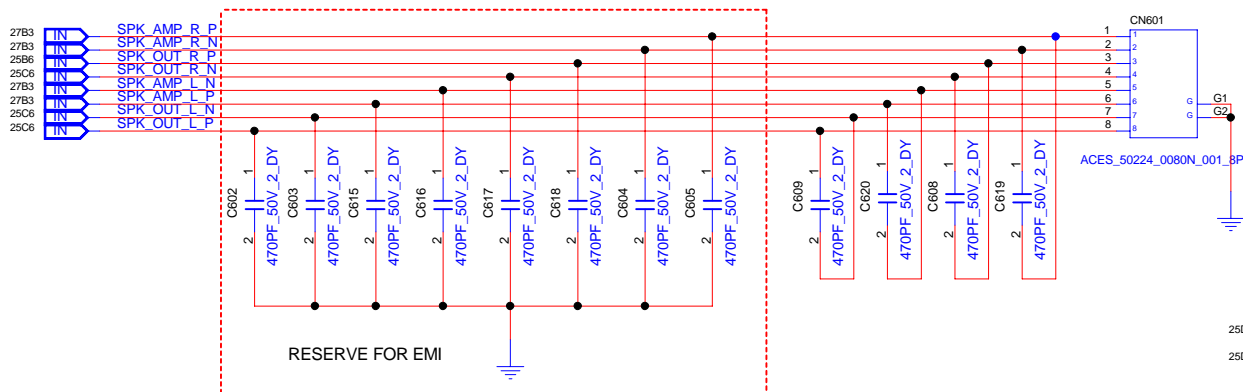
SHEET 24 of 76

AUDIO JACKS



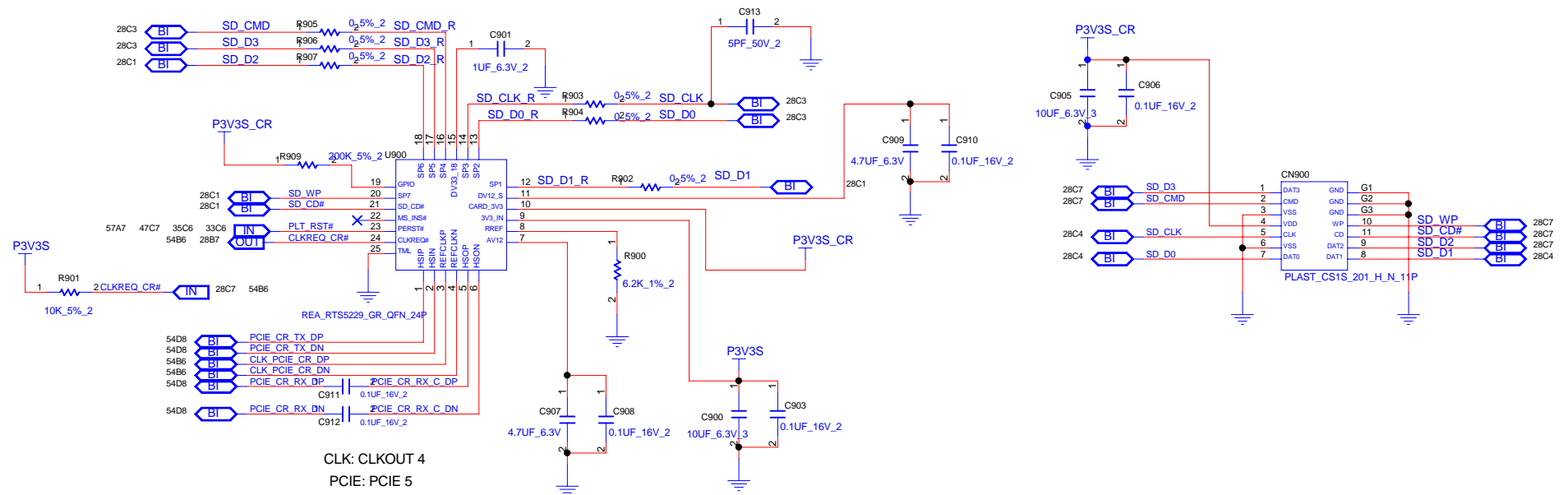
INTERNAL SPEAKERS

NOTE:SPK TRACE SHOULD 30~40 MILS WIDTH



INVENTEC

TITLE			
MODEL PROJECT FUNCTION			
Block Diagram			
SIZE	CODE	DOC NUMBER	REV
A3	CS	1310xxxxx-0-0	X01

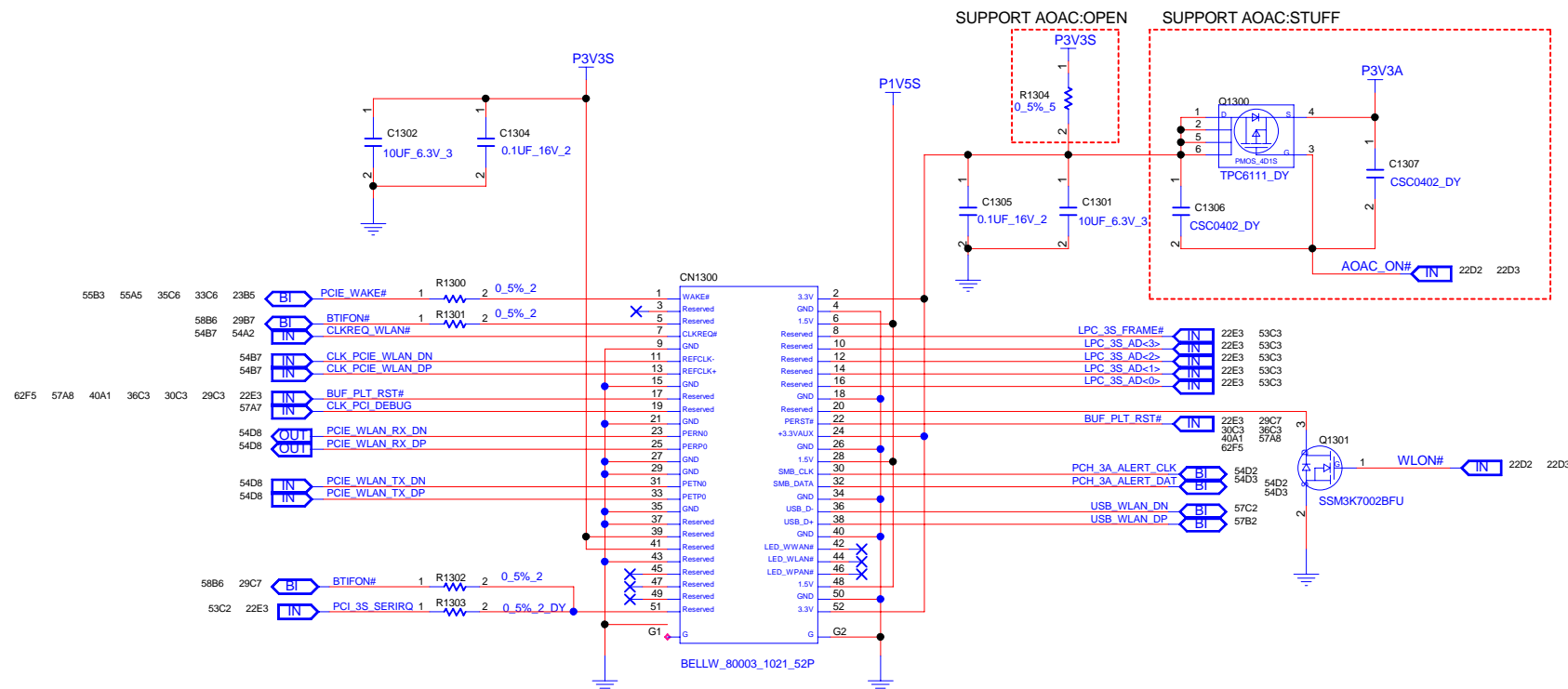


INVENTEC

TITLE	MODEL,PROJECT,FUNCTION
1.1	1.1.1
1.2	1.2.1
1.3	1.3.1
1.4	1.4.1
1.5	1.5.1
1.6	1.6.1
1.7	1.7.1
1.8	1.8.1
1.9	1.9.1
1.10	1.10.1
1.11	1.11.1
1.12	1.12.1
1.13	1.13.1
1.14	1.14.1
1.15	1.15.1
1.16	1.16.1
1.17	1.17.1
1.18	1.18.1
1.19	1.19.1
1.20	1.20.1
1.21	1.21.1
1.22	1.22.1
1.23	1.23.1
1.24	1.24.1
1.25	1.25.1
1.26	1.26.1
1.27	1.27.1
1.28	1.28.1
1.29	1.29.1
1.30	1.30.1
1.31	1.31.1
1.32	1.32.1
1.33	1.33.1
1.34	1.34.1
1.35	1.35.1
1.36	1.36.1
1.37	1.37.1
1.38	1.38.1
1.39	1.39.1
1.40	1.40.1
1.41	1.41.1
1.42	1.42.1
1.43	1.43.1
1.44	1.44.1
1.45	1.45.1
1.46	1.46.1
1.47	1.47.1
1.48	1.48.1
1.49	1.49.1
1.50	1.50.1
1.51	1.51.1
1.52	1.52.1
1.53	1.53.1
1.54	1.54.1
1.55	1.55.1
1.56	1.56.1
1.57	1.57.1
1.58	1.58.1
1.59	1.59.1
1.60	1.60.1
1.61	1.61.1
1.62	1.62.1
1.63	1.63.1
1.64	1.64.1
1.65	1.65.1
1.66	1.66.1
1.67	1.67.1
1.68	1.68.1
1.69	1.69.1
1.70	1.70.1
1.71	1.71.1
1.72	1.72.1
1.73	1.73.1
1.74	1.74.1
1.75	1.75.1
1.76	1.76.1
1.77	1.77.1
1.78	1.78.1
1.79	1.79.1
1.80	1.80.1
1.81	1.81.1
1.82	1.82.1
1.83	1.83.1
1.84	1.84.1
1.85	1.85.1
1.86	1.86.1
1.87	1.87.1
1.88	1.88.1
1.89	1.89.1
1.90	1.90.1
1.91	1.91.1
1.92	1.92.1
1.93	1.93.1
1.94	1.94.1
1.95	1.95.1
1.96	1.96.1
1.97	1.97.1
1.98	1.98.1
1.99	1.99.1
2.00	2.00.1
2.01	2.01.1
2.02	2.02.1
2.03	2.03.1
2.04	2.04.1
2.05	2.05.1
2.06	2.06.1
2.07	2.07.1
2.08	2.08.1
2.09	2.09.1
2.10	2.10.1
2.11	2.11.1
2.12	2.12.1
2.13	2.13.1
2.14	2.14.1
2.15	2.15.1
2.16	2.16.1
2.17	2.17.1
2.18	2.18.1
2.19	2.19.1
2.20	2.20.1
2.21	2.21.1
2.22	2.22.1
2.23	2.23.1
2.24	2.24.1
2.25	2.25.1
2.26	2.26.1
2.27	2.27.1
2.28	2.28.1
2.29	2.29.1
2.30	2.30.1
2.31	2.31.1
2.32	2.32.1
2.33	2.33.1
2.34	2.34.1
2.35	2.35.1
2.36	2.36.1
2.37	2.37.1
2.38	2.38.1
2.39	2.39.1
2.40	2.40.1
2.41	

SIZE A3	CODE CS	DOC.NUMBER 1310xxxxx-0-0
------------	------------	-----------------------------

SHEET 28 of 76



MINI CARD 1(WLAN)

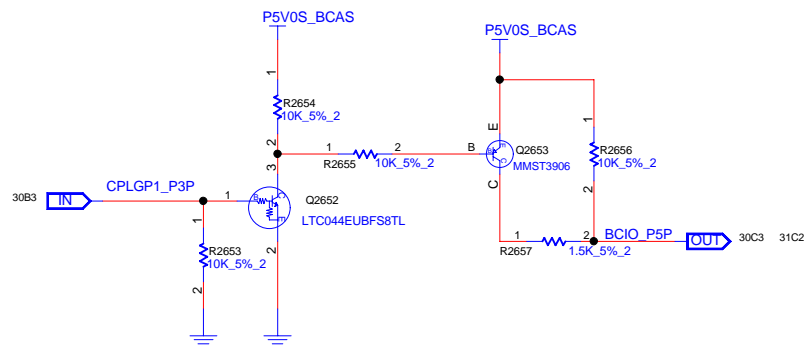
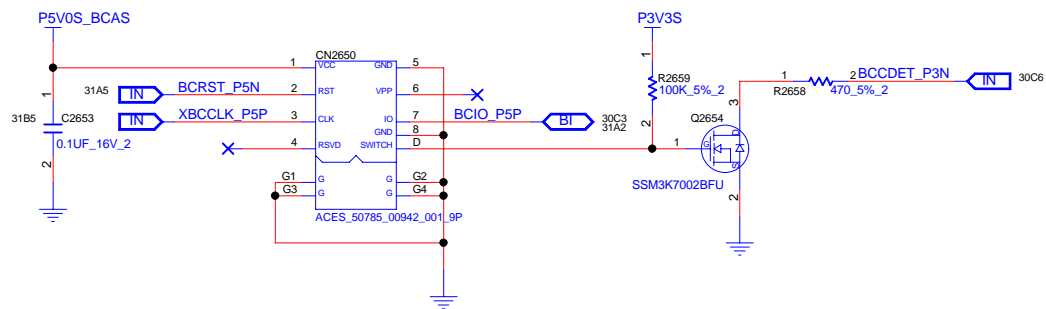
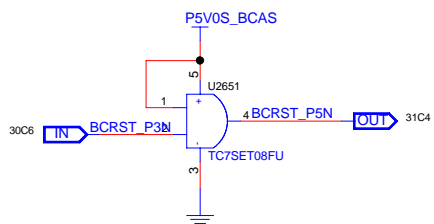
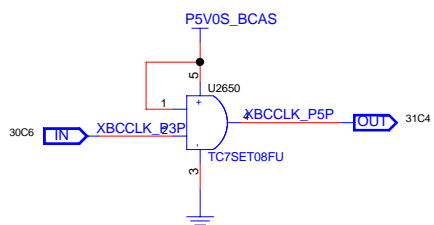
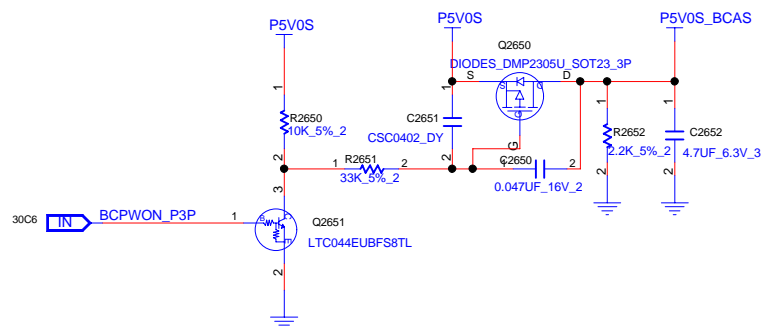
INVENTEC

TITLE			
MODEL,PROJECT,FUNCTION			
Block Diagram			
SIZE	CODE	DOC NUMBER	REV
A3	CS	1310xxxx-0-0	X01



SHEET 30 of 76

REFERENCE 2650~2999(RESERVE)



INVENTEC

TITLE			
MODEL PROJECT.FUNCTION			
Block Diagram			
SIZE	CODE	DOC NUMBER	REV
A3	CS	1310xxxxx-0-0	X01

CHANGE by XXX DATE 21-OCT-2002

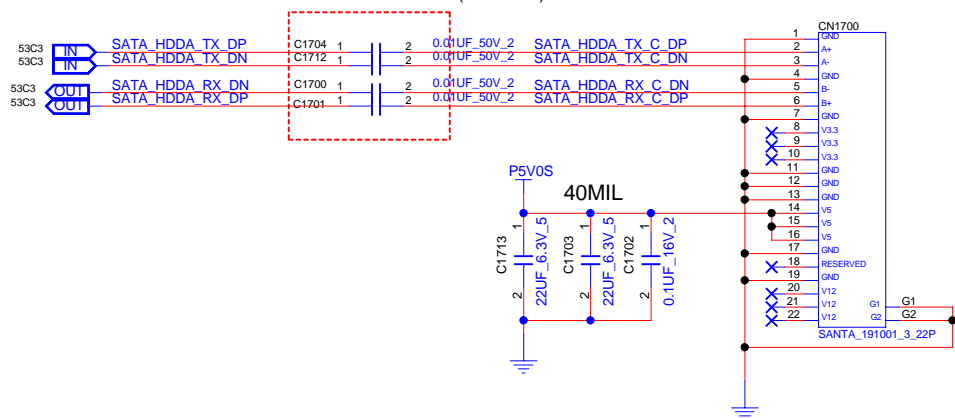
SHEET 31 of 76

REFERENCE 1700~1749(HDD)
REFERENCE 1750~1799(ODD)

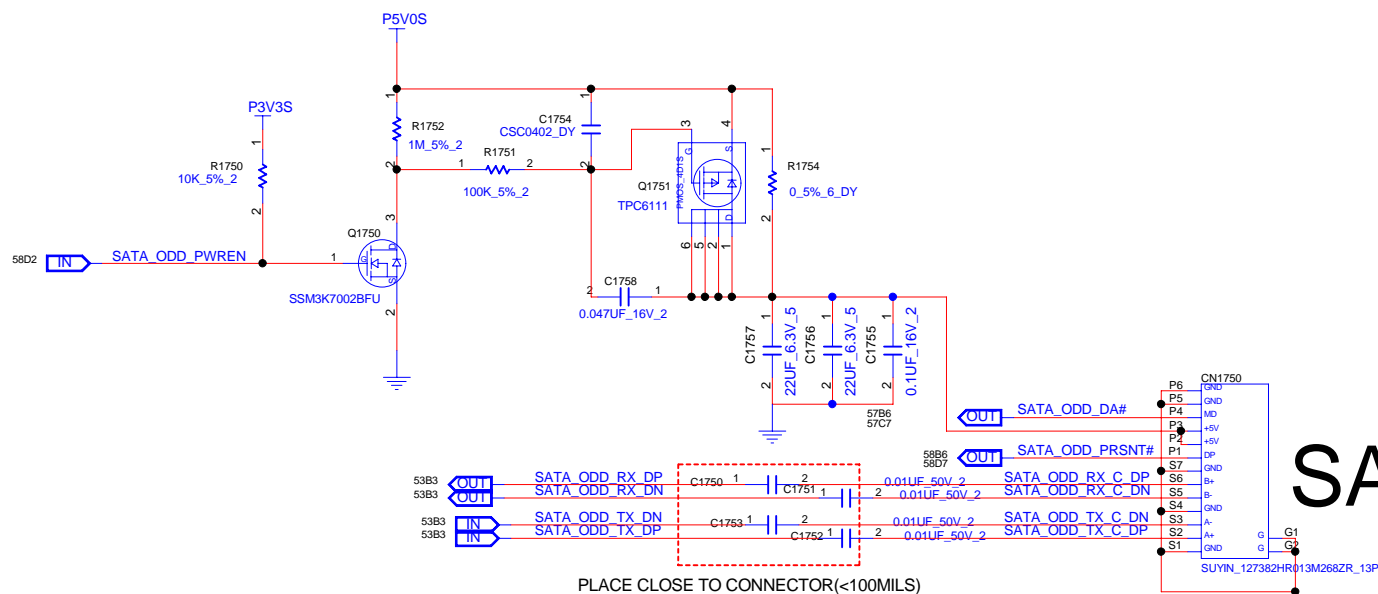
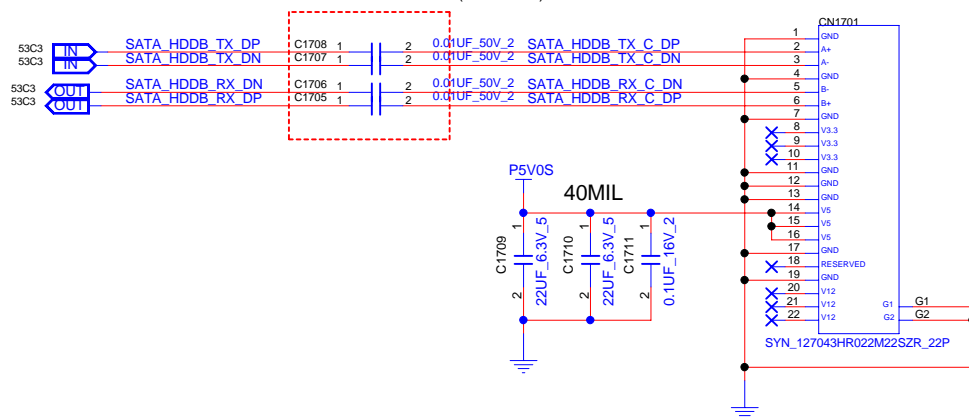
SATA HDD A

SATA HDD B

PLACE CLOSE TO CONNECTOR(<100MILS)



PLACE CLOSE TO CONNECTOR(<100MILS)



PLACE CLOSE TO CONNECTOR(<100MILS)

SATA ODD

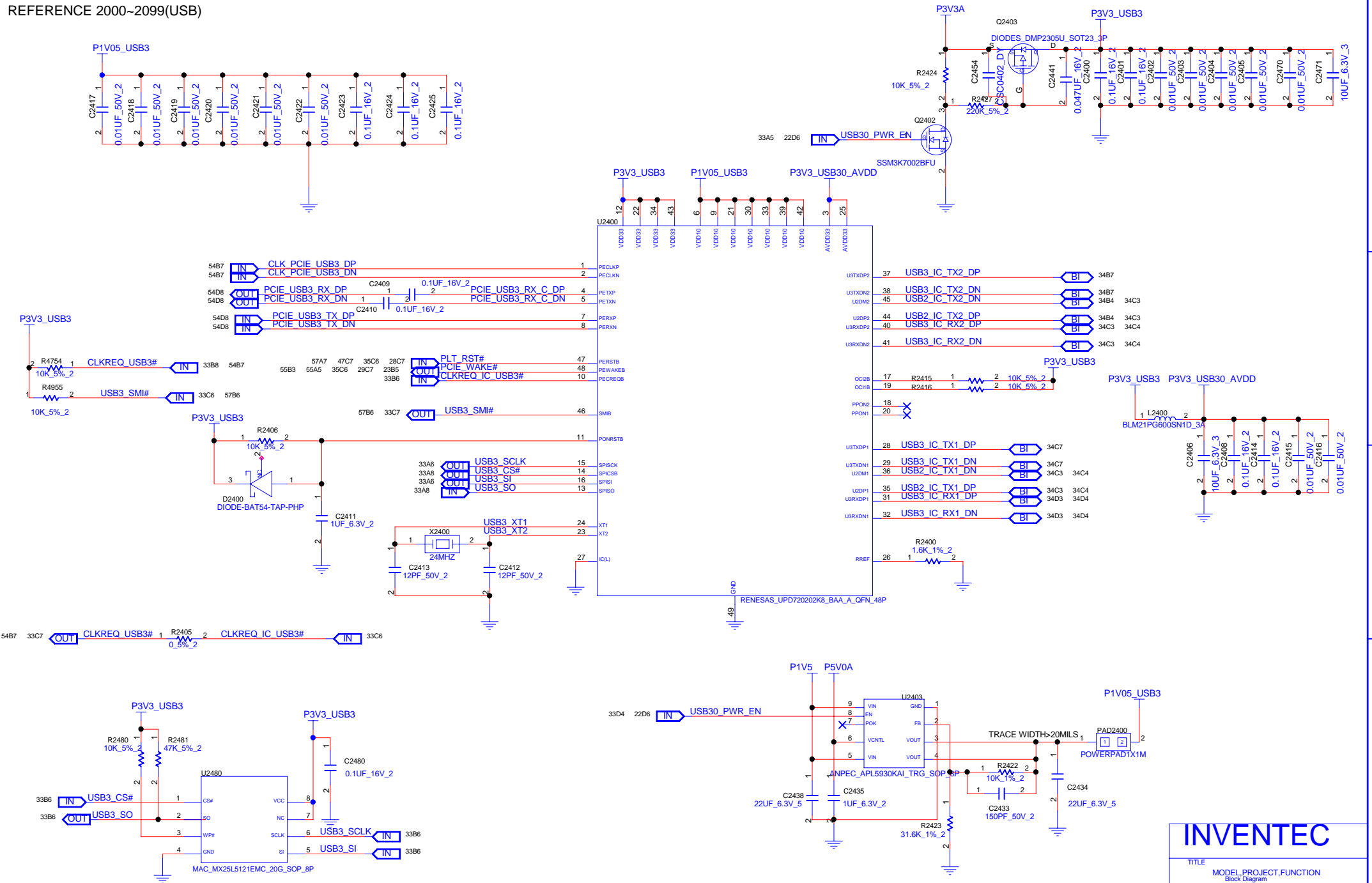
INVENTEC

TITLE
MODEL PROJECT, FUNCTION
Block Diagram

SIZE A3 CODE CS DOC NUMBER 1310xxxx-0-0 REV X01

CHANGE by XXX DATE 21-OCT-2002

SHEET 32 of 76



D



INVENTEC

TITLE	MODEL, PROJECT, FUNCTION
	Blank Diagram

SIZE A3	CODE CS	DOC NUMBER 1310xxxxx-0-0	REV X01
------------	------------	-----------------------------	------------

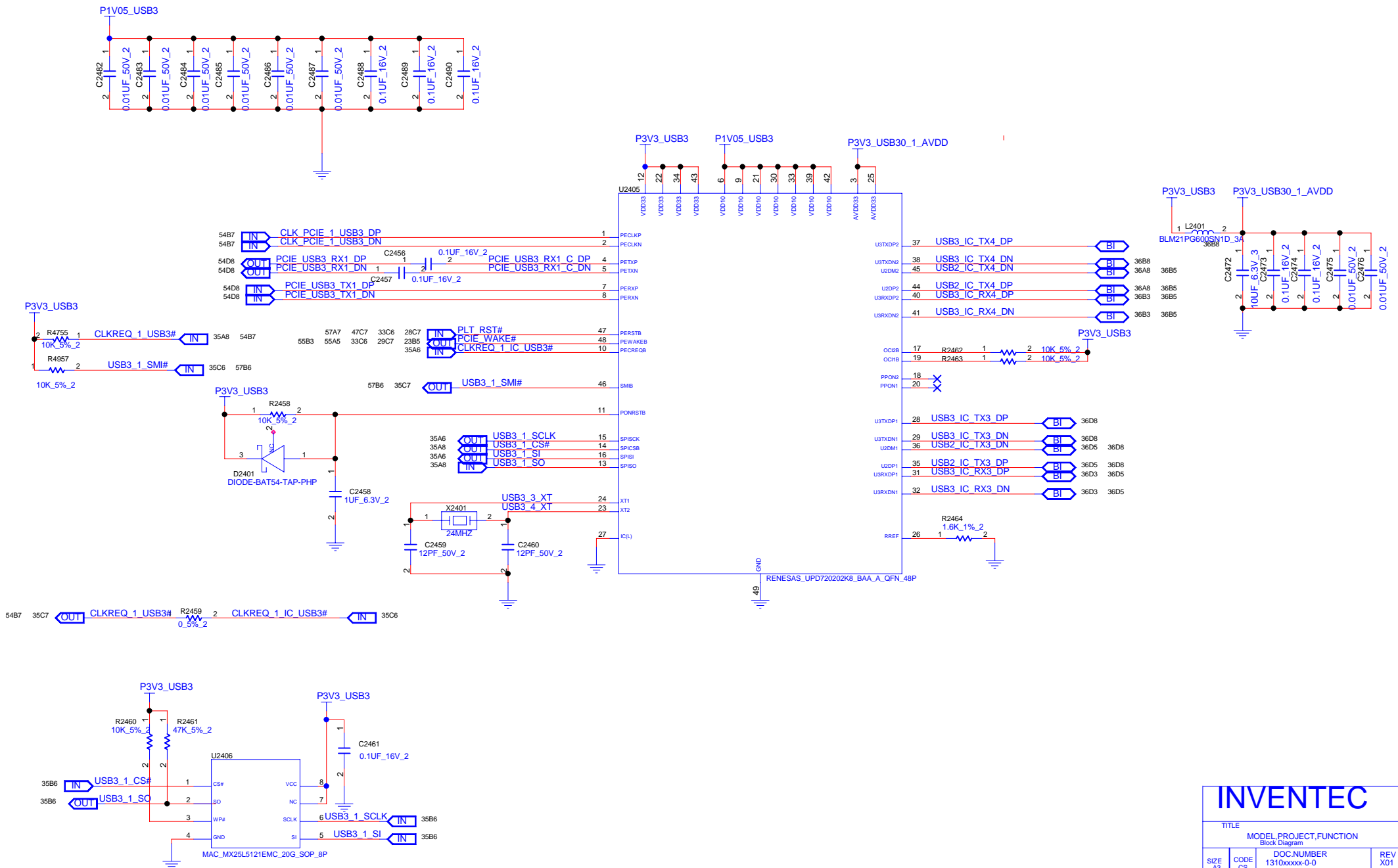
SHEET 34 of 76

USB3.0

WWW.AliSaler.Com

CHANGE by	XXX	DATE	21-OCT-2002
-----------	-----	------	-------------

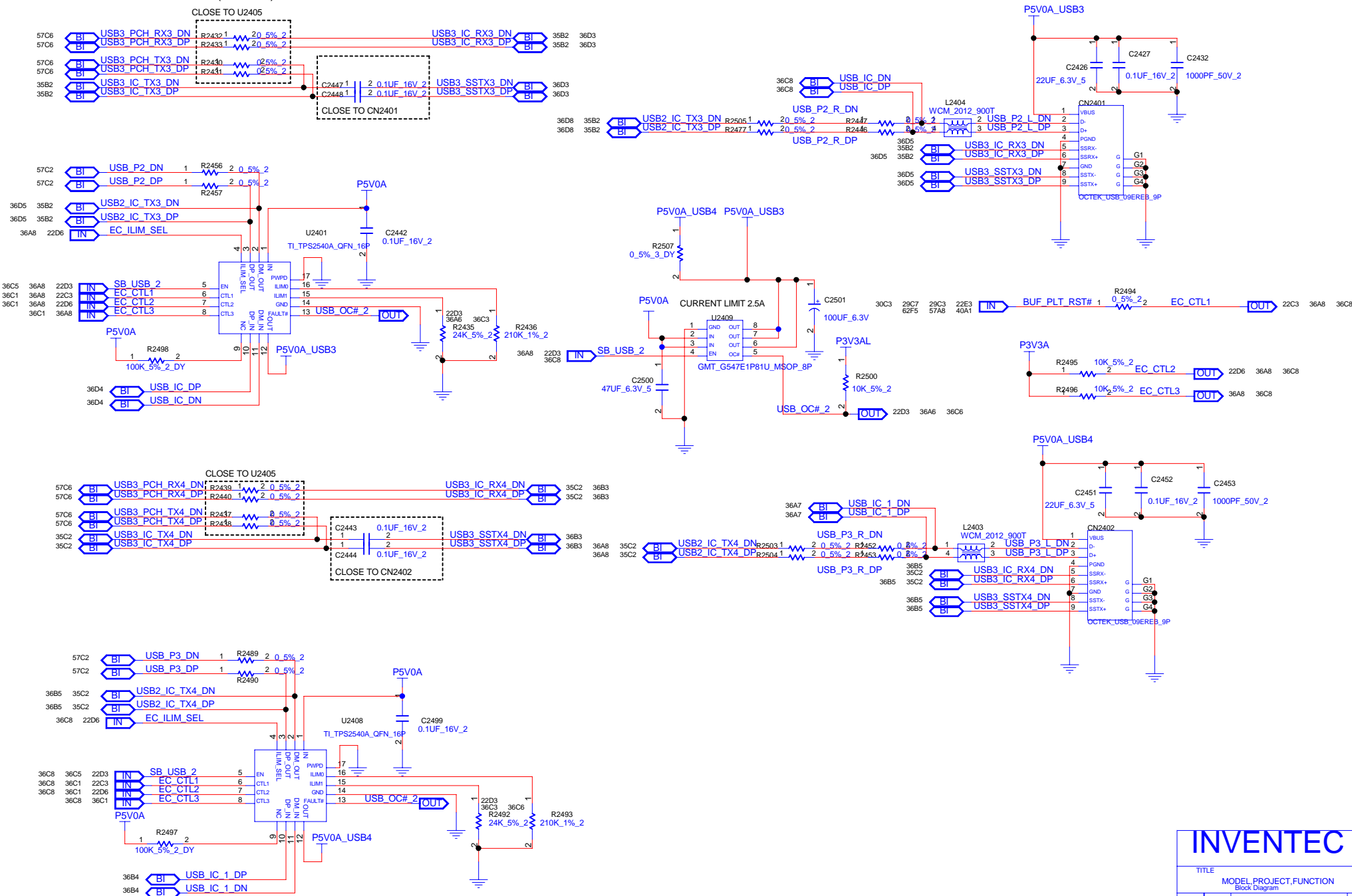
SHEET 34 of 76



INVENTEC

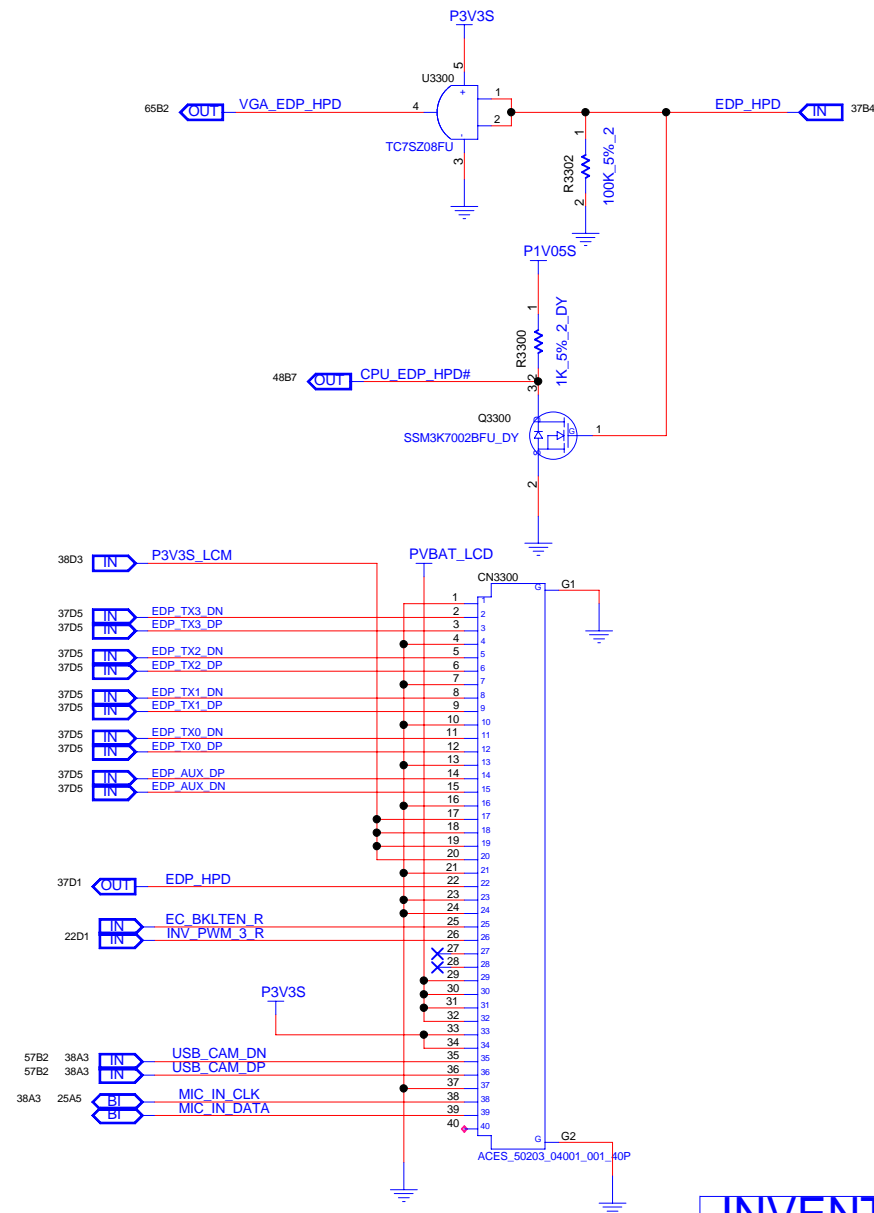
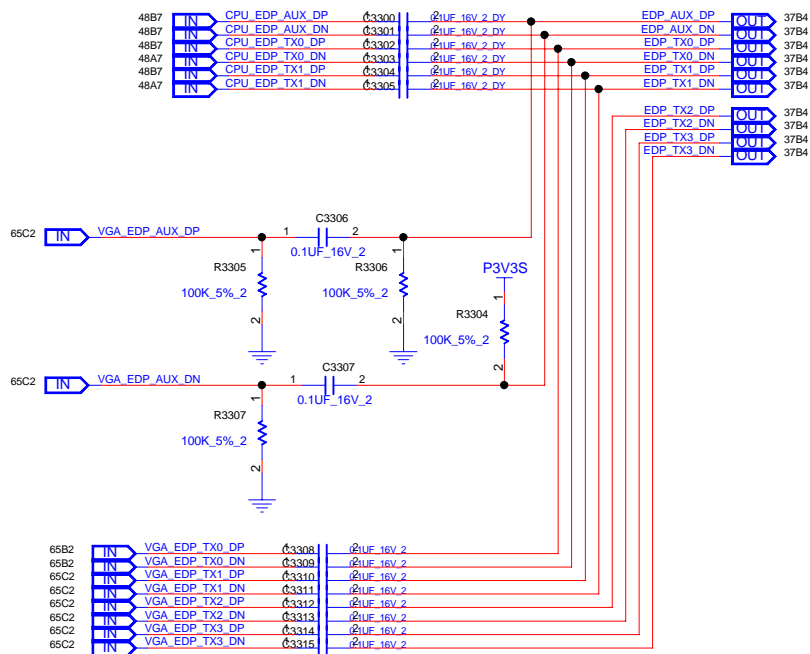
TITLE			
MODEL PROJECT FUNCTION			
Block Diagram			
SIZE	CODE	DOC NUMBER	REV
A3	CS	1310xxxx-0-0	X01

REFERENCE 2400~2499(USB3.0)



INVENTEC

TITLE			
MODEL PROJECT FUNCTION			
Block Diagram			
DOC NUMBER			
1310xxxx-0-0			
REV			
X01			



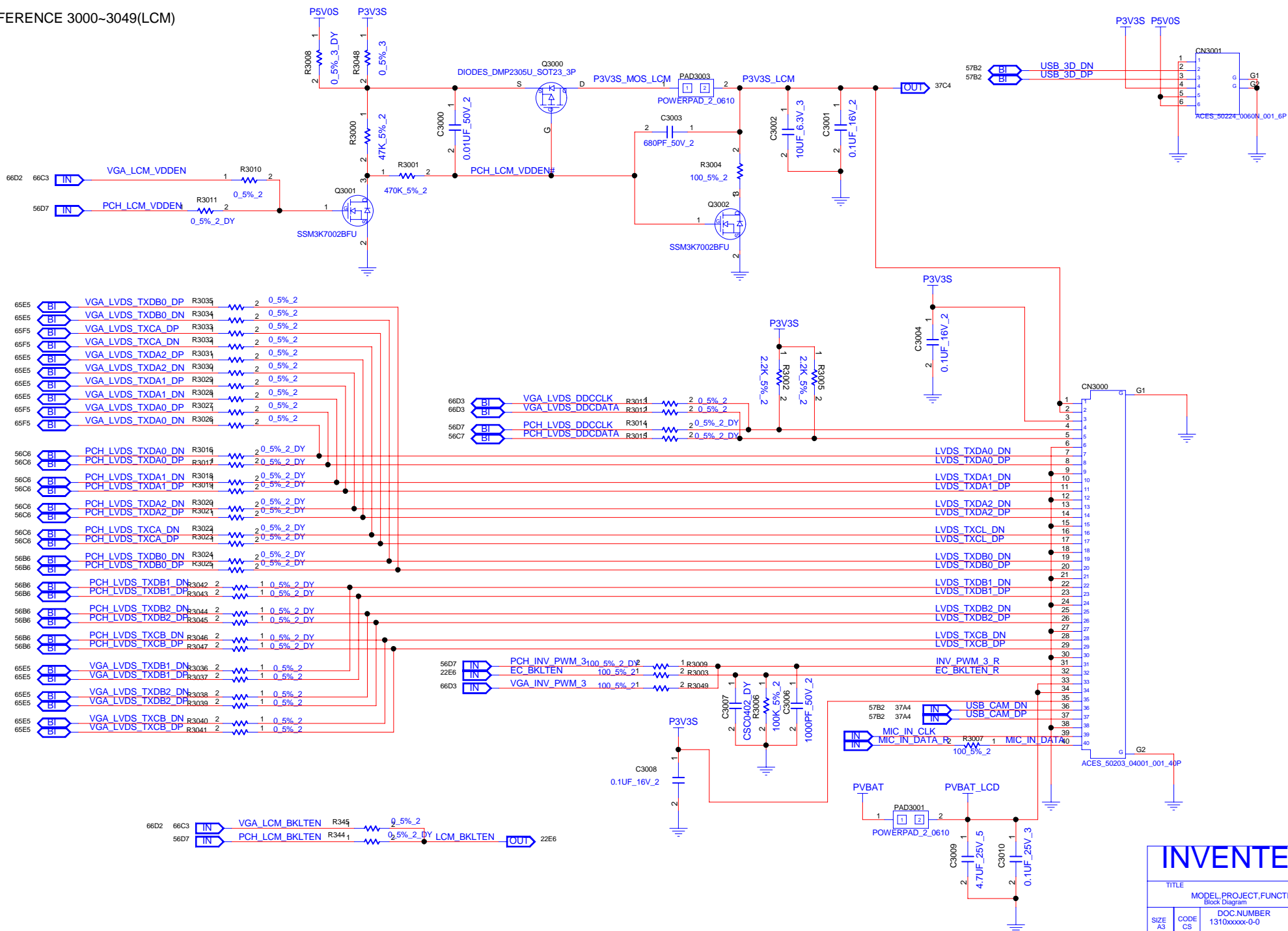
INVENTEC

TITLE			
MODEL PROJECT FUNCTION			
Block Diagram			
SIZE	CODE	DOC NUMBER	REV
A3	CS	1310xxxxx-0-0	X01

CHANGE by XXX DATE 21-OCT-2002

SHEET 37 of 76

REFERENCE 3000~3049(LCM)



INVENTEC

TITLE			
MODEL PROJECT FUNCTION			
DOC NUMBER			
1310xxxxx-0-0			
REV X01			
SIZE A3	CODE CS	SHEET 38 of 76	

CHANGE by XXX DATE 21-OCT-2002

REFERENCE 3050~3099(CRT)

D

C

B

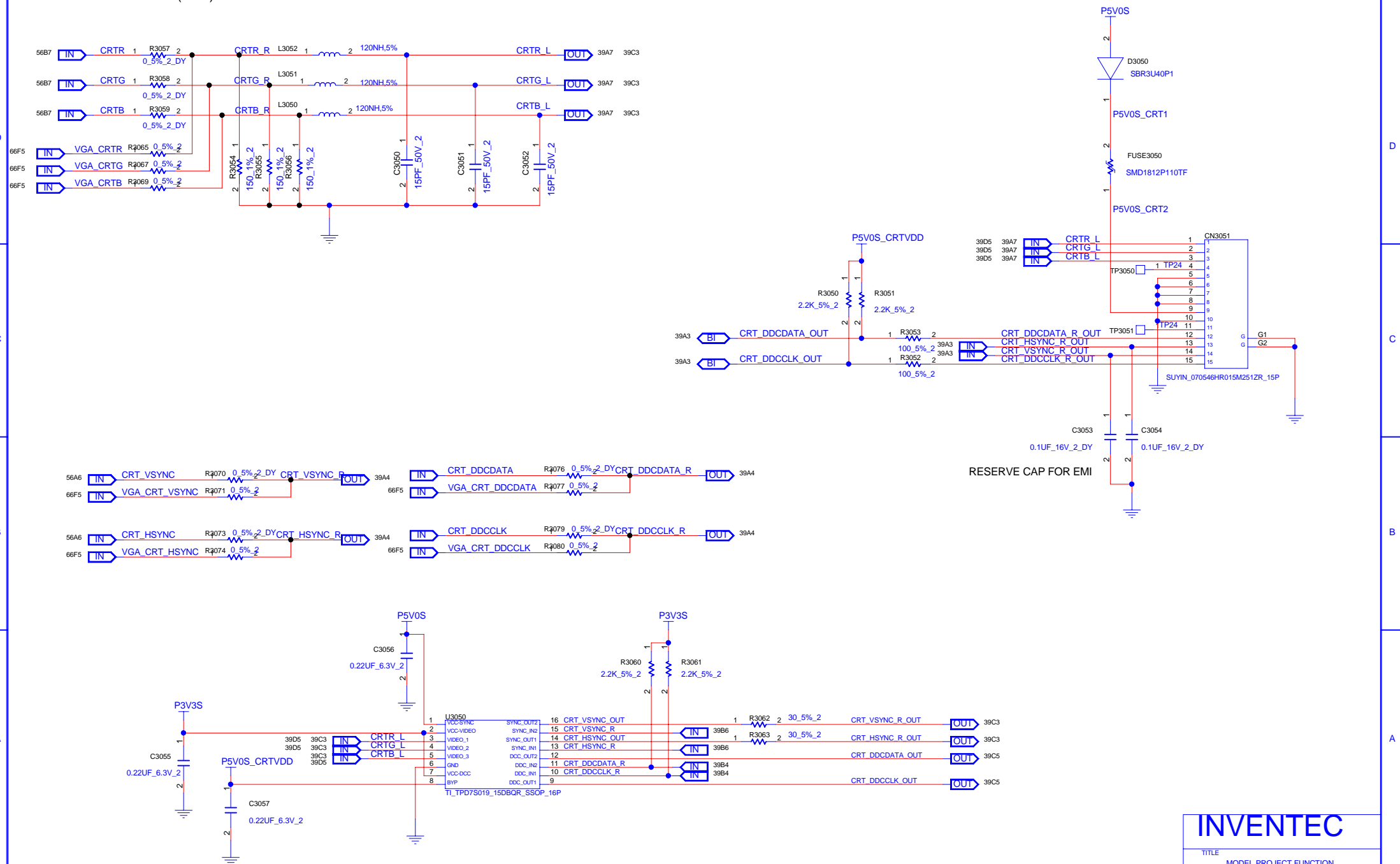
A

D

C

B

A



INVENTEC

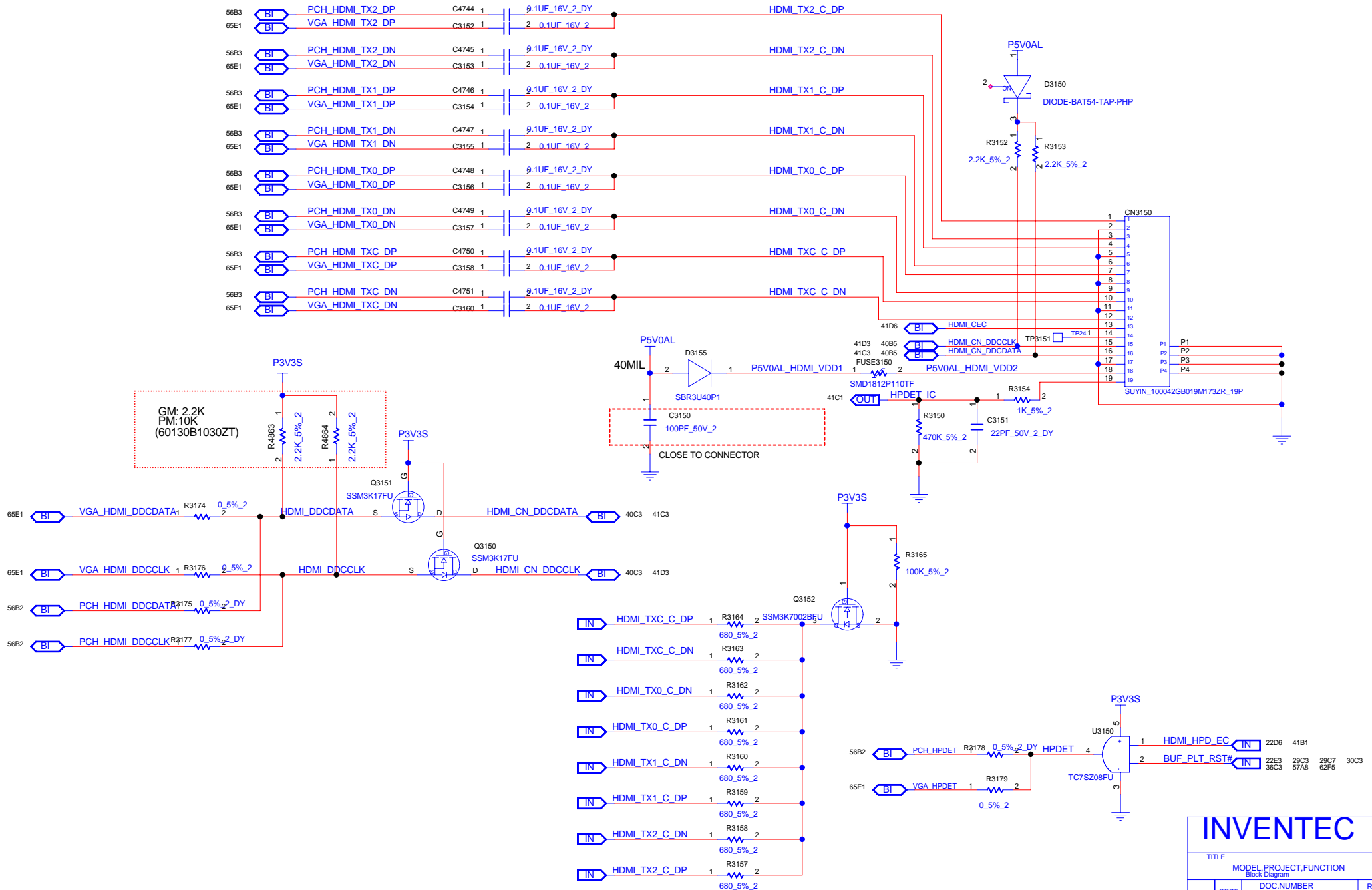
TITLE			
MODEL PROJECT FUNCTION			
Block Diagram			
SIZE	CODE	DOC NUMBER	REV
A3	CS	1310xxxx-0-0	X01

CHANGE by XXX DATE 21-OCT-2002

SHEET 39 of 76

REFERENCE 3150~3199(HDMI)

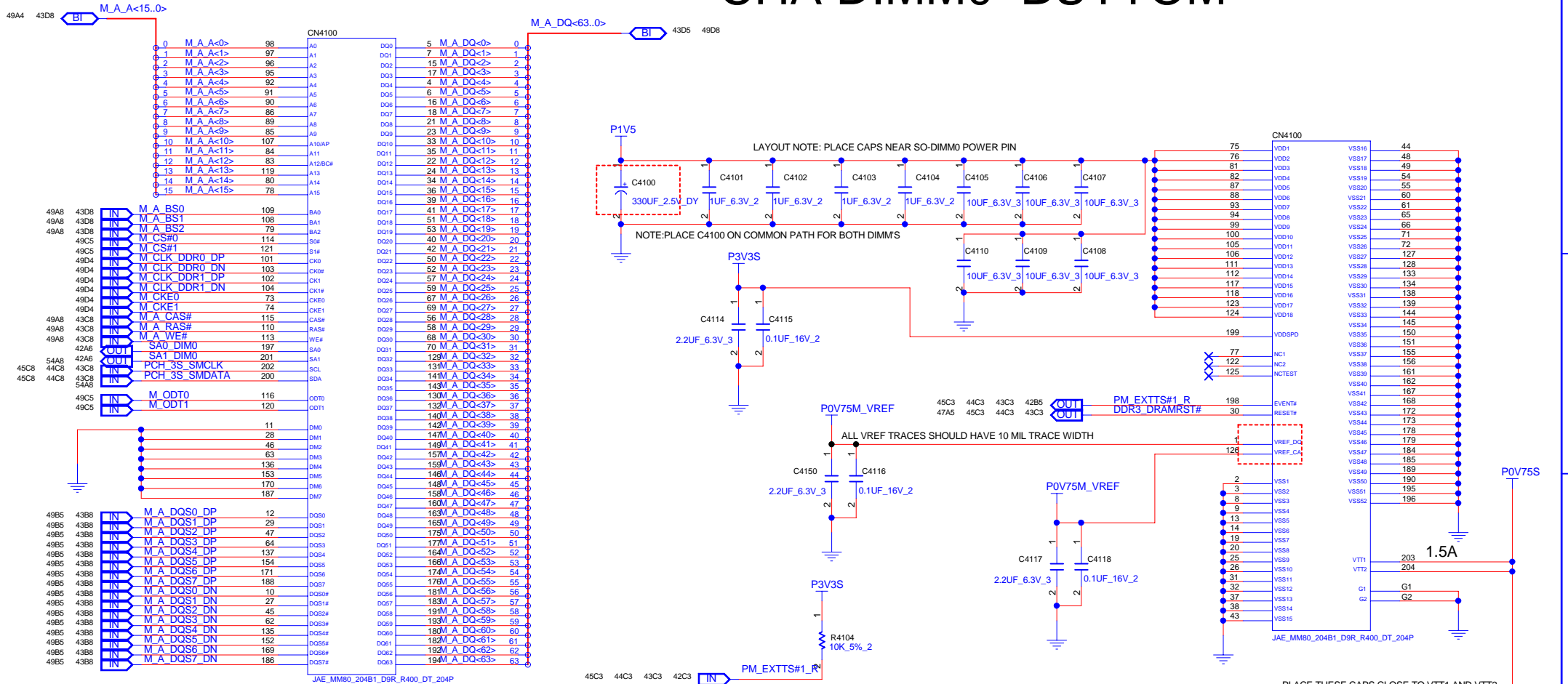
PLACE CLOSE TO CONNECTOR



INVENTEC			
TITLE			
MODEL PROJECT FUNCTION			
Block Diagram			
DOC NUMBER			
1310xxxx-0-0			
SIZE	CODE	REV	
A3	CS	X01	

REFERENCE 4100~4199(DDR)

CHA DIMM0 BUTTOM



NOTE:

IF SA0_DIM0=1, SA1_DIM0=0
SO-DIMMA SPD ADDRESS IS 0XA2
SO-DIMMA TS ADDRESS IS 0X32

IF SA0_DIM0=0, SA1_DIM0=0
SO-DIMMA SPD ADDRESS IS 0XA0
SO-DIMMA TS ADDRESS IS 0X30

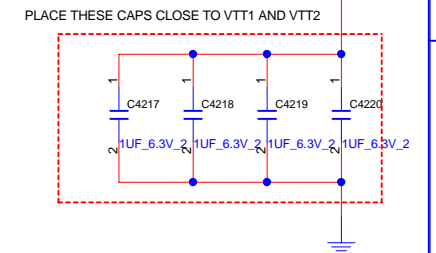
INVENTEC

TITLE			
MODEL PROJECT FUNCTION			
SIZE	CODE	DOC NUMBER	REV
A3	CS	1310xxxxx-0-0	X01

CHANGE by XXX DATE 21-OCT-2002

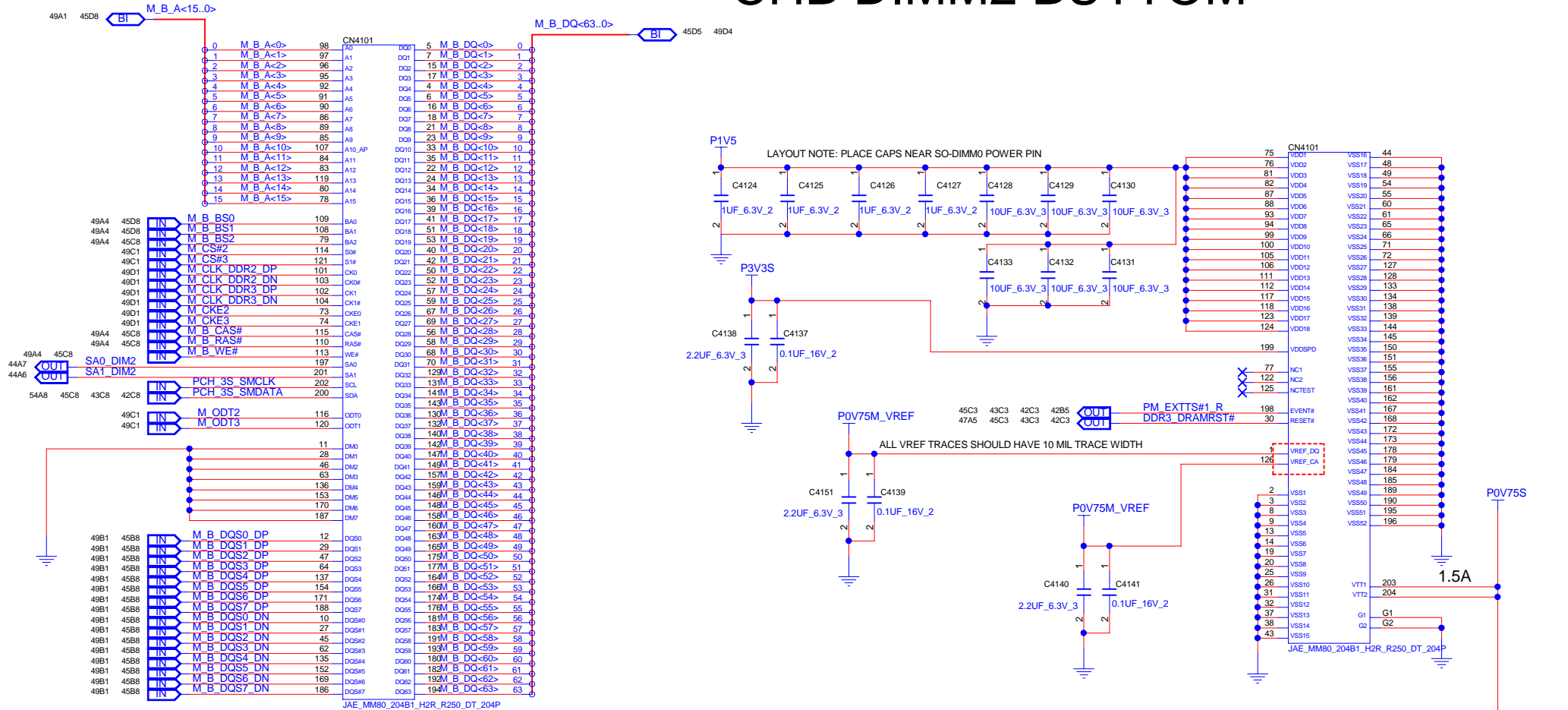
SHEET 42 of 76

CHA DIMM1 TOP

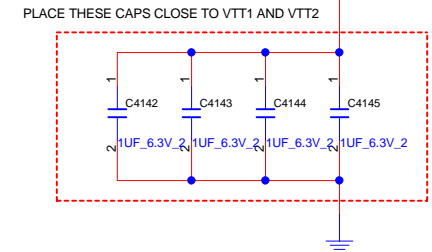
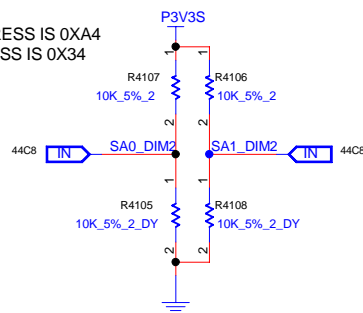


TITLE			
MODEL,PROJECT,FUNCTION Block Diagram			
SIZE A3	CODE CS	DOC.NUMBER 1310xxxxx-0-0	

CHB DIMM2 BUTTOM



NOTE:
SO-DIMMB SPD ADDRESS IS 0XA4
SO-DIMMB TS ADDRESS IS 0X34



INVENTEC

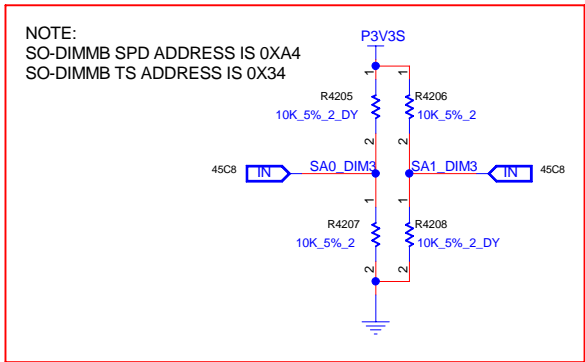
TITLE			
MODEL PROJECT FUNCTION			
BIO20 Diagram			
DOC NUMBER			
1310xxxxx-0-0			
SIZE	CODE	REV	
A3	CS	X01	

8	7	6	5	4	3	2	1
---	---	---	---	---	---	---	---



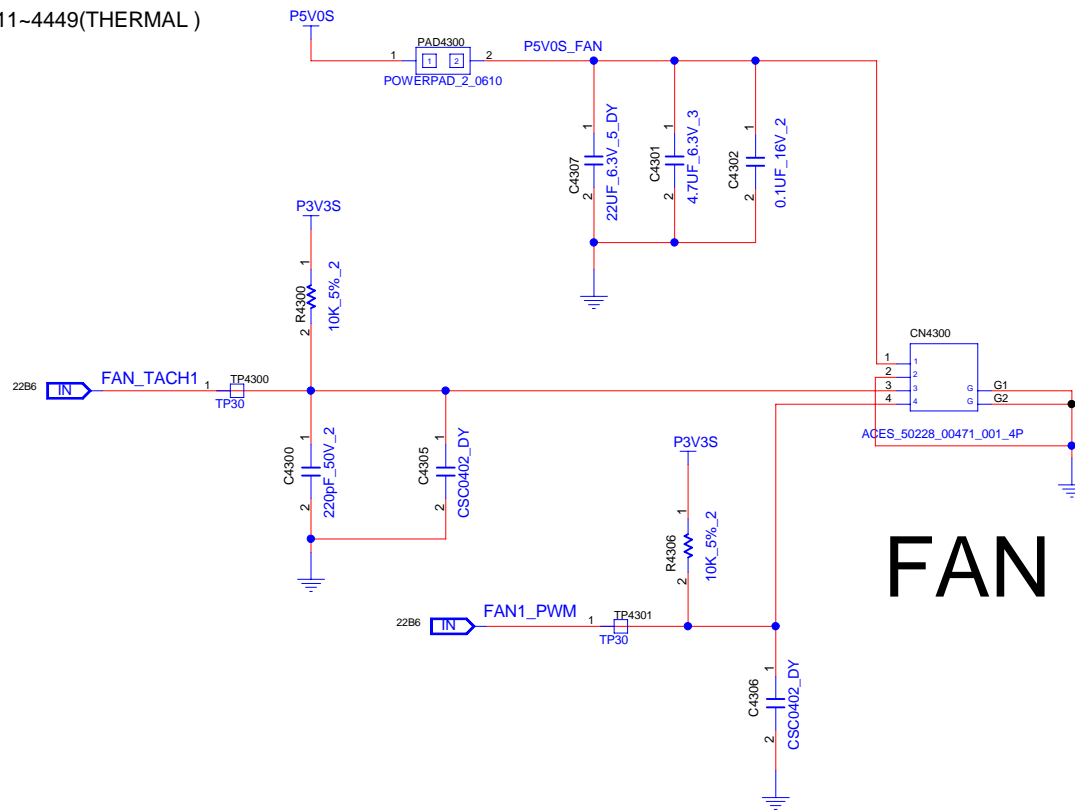
NOTE:
SO-DIMMB SPD ADDRESS IS 0XA4
SO-DIMMB TS ADDRESS IS 0X34

The diagram shows a 3V3S power plane. A central vertical bus is connected to a 3V3S supply at the top and ground at the bottom. Four resistors, labeled R4205, R4206, R4207, and R4208, are connected to this bus. Each resistor is labeled 10K_5%_2. The resistors are connected to the bus at the top and bottom. The bus is also connected to two 45C8 connectors on the left and right. The connectors are labeled SA0 DIM3 and SA1 DIM3. The bus is also connected to two 45C8 connectors on the left and right. The connectors are labeled SA0 DIM3 and SA1 DIM3.

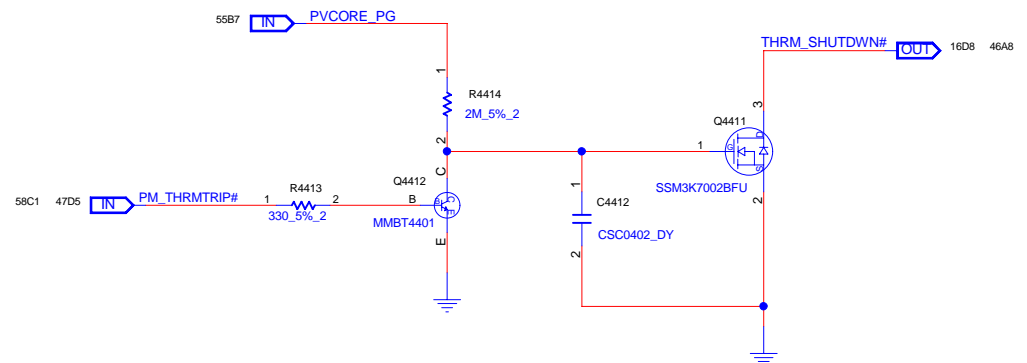
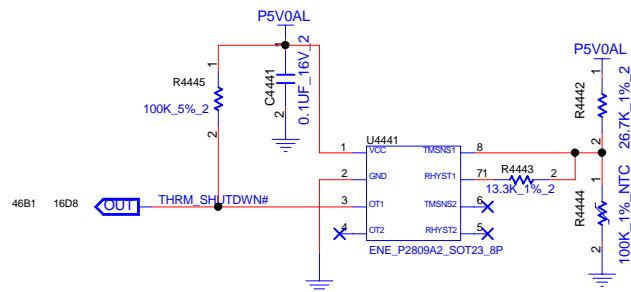


TITLE		
MODEL,PROJECT,FUNCTION Block Diagram		
SIZE A3	CODE CS	DOC.NUMBER 1310xxxxx-0-0

REFERENCE 4300~4349(FAN)
REFERENCE 4411~4449(THERMAL)



FAN CN



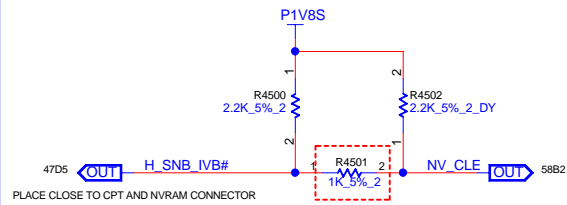
INVENTEC

TITLE			
MODEL,PROJECT,FUNCTION Block Diagram			
SIZE A3	CODE CS	DOC.NUMBER 1310xxxxx-0-0	

CHANGE by	XXX	DATE	21-OCT-2002
-----------	-----	------	-------------

SHEET 46 of 76

REFERENCE 4500~4699(CPU)

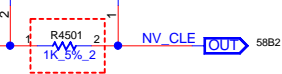


PROCESS STRAP SETTING

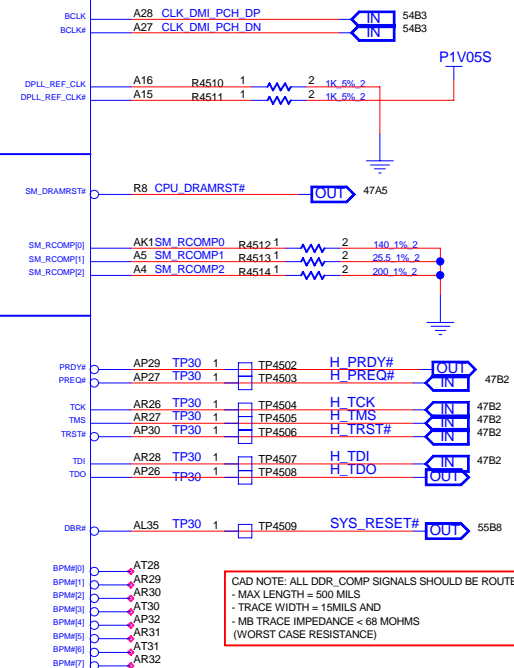
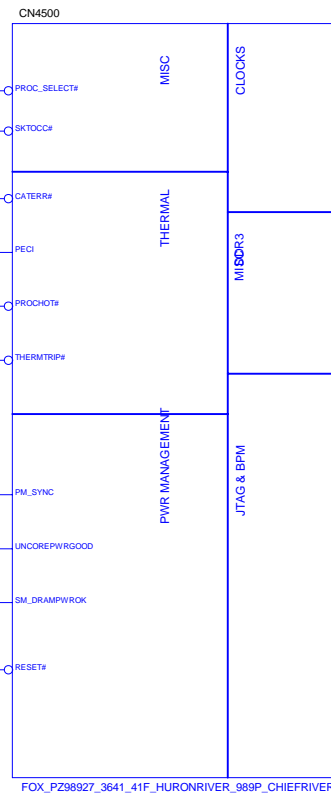
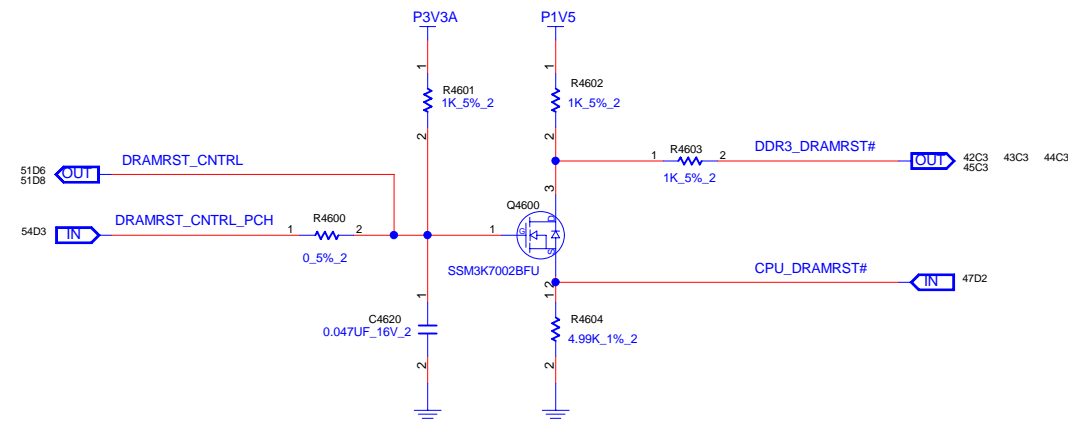
SANDY BRIDGE ONLY	STUFF R4502
SANDY BRIDGE/IVY BRIDGE	STUFF R4500/R4501

DMI&FDI TERMINATIONVOLTAGE

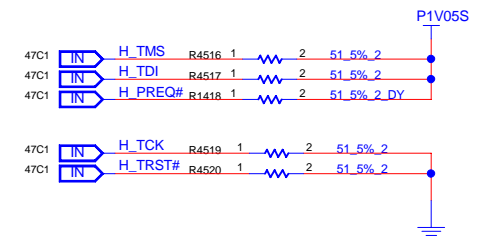
NV_CLE	SET TOVSS WHEN LOW (DEFAULT)
	SET TOVCC WHEN HIGH



S3 CIRCUIT: DRAM_RST# TO MEMORY SHOULD BE HIGH DURING S3



CAD NOTE: ALL DDR_COMP SIGNALS SHOULD BE ROUTED SUCH THAT
 - MAX LENGTH = 500 MILS
 - TRACE WIDTH = 15MILS AND
 - MB TRACE IMPEDANCE = 68 MOHMS
 (WORST CASE RESISTANCE)



INVENTEC

TITLE	MODEL PROJECT FUNCTION
Block Diagram	
SIZE A3	CODE CS
DOC NUMBER	REV X01
1310xxxxx-0-0	

CHANGE by XXX DATE 21-OCT-2002

SHEET 47 of 76

REFERENCE 4500~4699(CPU)

CAD NOTE: DP_COMPIO AND ICOMPO SIGNALS
SHOULD BE SHORTED NEAR BALLS AND ROUTED WITH
- TYPICAL IMPEDANCE < 25 MOHMS

CAD NOTE: PEG_ICOMPI AND RCOMPO SIGNALS
SHOULD BE SHORTED AND ROUTED WITH
- MAX LENGTH = 500 MILS
- TYPICAL IMPEDANCE = 43 MOHMS

PEG_ICOMPO SIGNALS SHOULD BE ROUTED WITH
- MAX LENGTH = 500 MILS
- TYPICAL IMPEDANCE = 14.5 MOHMS

CLOSE TO CPU

PCI EXPRESS* - GRAPHICS

FOX_P298927_3641_41F_HURONRIVER_989P_CHIEFRIVER

INVENTEC

TITLE
MODEL PROJECT FUNCTION
Block Diagram
DOC NUMBER
1310xxxxx-0-0
REV
X01

CHANGE by XXX DATE 21-OCT-2002

SHEET 48 of 76

REFERENCE 4500~4699(CPU)

SOCKET,CPU,989P,TIN,3.0MM,STR,SMD,TR

CN4500

DDR SYSTEM MEMORY A

DDR SYSTEM MEMORY B

FOX_PZ98927_3641_41F_HURONRIVER_989P_CHEIFRIVER

FOX_PZ98927_3641_41F_HURONRIVER_989P_CHEIFRIVER

INVENTEC

TITLE
MODEL,PROJECT,FUNCTION

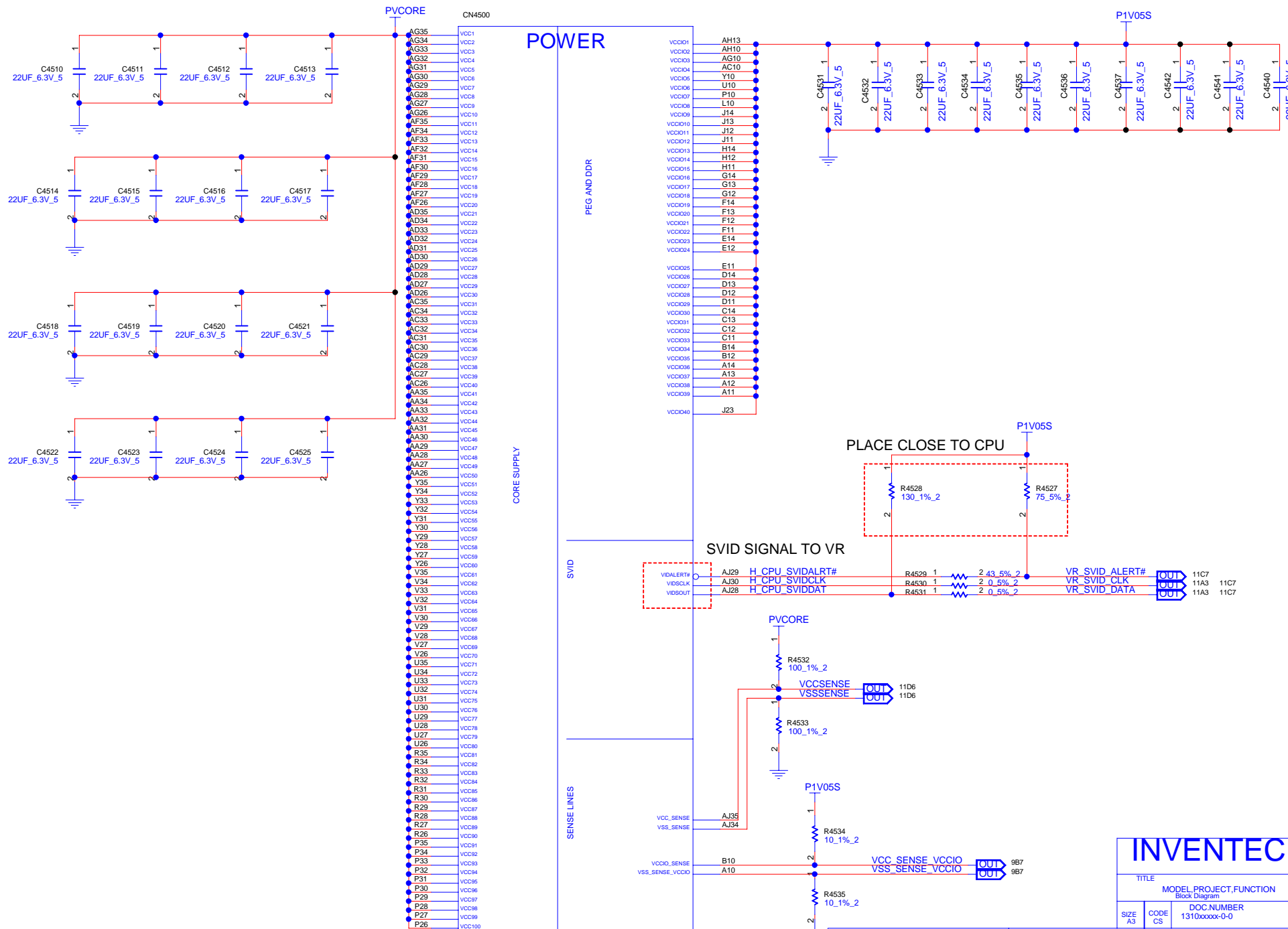
DOC,NUMBER
1310xxxxx-0-0

REV
X01

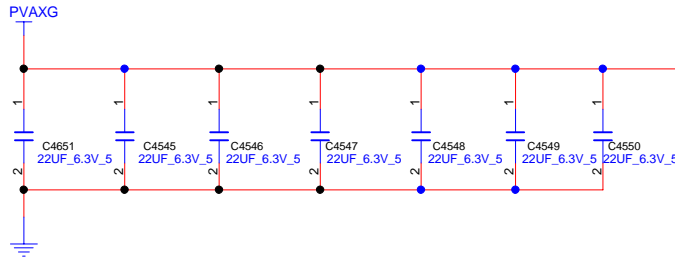
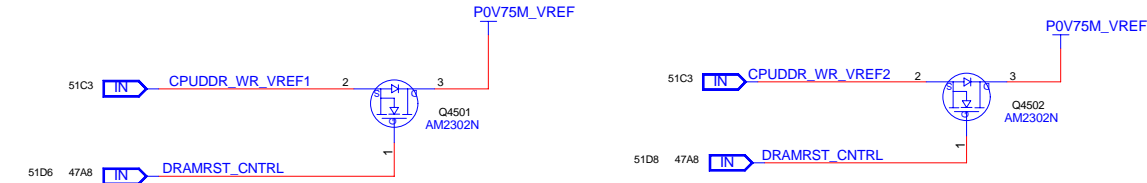
SHEET 49 of 76

CHANGE by XXX DATE 21-OCT-2002

REFERENCE 4500~4699(CPU)



PROCESSOR DRIVEN VREF PATH WAS STUFFED BY DEFAULT:
ROUTE WITH MIN. TRACE WIDTH OF 10 MILS



CN4500
FOX_P298927_3641_41F_HURONRIVER_989P_CHIEFRIVER

POWER

LINES

GRAPHICS

DDR3 -1.5V RAILS

SA RAIL

1.8V RAIL

MISC

VAXG1

VAXG2

VAXG3

VAXG4

VAXG5

VAXG6

VAXG7

VAXG8

VAXG9

VAXG10

VAXG11

VAXG12

VAXG13

VAXG14

VAXG15

VAXG16

VAXG17

VAXG18

VAXG19

VAXG20

VAXG21

VAXG22

VAXG23

VAXG24

VAXG25

VAXG26

VAXG27

VAXG28

VAXG29

VAXG30

VAXG31

VAXG32

VAXG33

VAXG34

VAXG35

VAXG36

VAXG37

VAXG38

VAXG39

VAXG40

VAXG41

VAXG42

VAXG43

VAXG44

VAXG45

VAXG46

VAXG47

VAXG48

VAXG49

VAXG50

VAXG51

VAXG52

VAXG53

VAXG54

VAXG55

VAXG56

VAXG57

VAXG58

VAXG59

VAXG60

VAXG61

VAXG62

VAXG63

VAXG64

VAXG65

VAXG66

VAXG67

VAXG68

VAXG69

VAXG70

VAXG71

VAXG72

VAXG73

VAXG74

VAXG75

VAXG76

VAXG77

VAXG78

VAXG79

VAXG80

VAXG81

VAXG82

VAXG83

VAXG84

VAXG85

VAXG86

VAXG87

VAXG88

VAXG89

VAXG90

VAXG91

VAXG92

VAXG93

VAXG94

VAXG95

VAXG96

VAXG97

VAXG98

VAXG99

VAXG100

VAXG101

VAXG102

VAXG103

VAXG104

VAXG105

VAXG106

VAXG107

VAXG108

VAXG109

VAXG110

VAXG111

VAXG112

VAXG113

VAXG114

VAXG115

VAXG116

VAXG117

VAXG118

VAXG119

VAXG120

VAXG121

VAXG122

VAXG123

VAXG124

VAXG125

VAXG126

VAXG127

VAXG128

VAXG129

VAXG130

VAXG131

VAXG132

VAXG133

VAXG134

VAXG135

VAXG136

VAXG137

VAXG138

VAXG139

VAXG140

VAXG141

VAXG142

VAXG143

VAXG144

VAXG145

VAXG146

VAXG147

VAXG148

VAXG149

VAXG150

VAXG151

VAXG152

VAXG153

VAXG154

VAXG155

VAXG156

VAXG157

VAXG158

VAXG159

VAXG160

VAXG161

VAXG162

VAXG163

VAXG164

VAXG165

VAXG166

VAXG167

VAXG168

VAXG169

VAXG170

VAXG171

VAXG172

VAXG173

VAXG174

VAXG175

VAXG176

VAXG177

VAXG178

VAXG179

VAXG180

VAXG181

VAXG182

VAXG183

VAXG184

VAXG185

VAXG186

VAXG187

VAXG188

VAXG189

VAXG190

VAXG191

VAXG192

VAXG193

VAXG194

VAXG195

VAXG196

VAXG197

VAXG198

VAXG199

VAXG200

VAXG201

VAXG202

VAXG203

VAXG204

VAXG205

VAXG206

VAXG207

VAXG208

VAXG209

VAXG210

VAXG211

VAXG212

VAXG213

VAXG214

VAXG215

VAXG216

VAXG217

VAXG218

VAXG219

VAXG220

VAXG221

VAXG222

VAXG223

VAXG224

VAXG225

VAXG226

VAXG227

VAXG228

VAXG229

VAXG230

VAXG231

VAXG232

VAXG233

VAXG234

VAXG235

VAXG236

VAXG237

VAXG238

VAXG239

VAXG240

VAXG241

VAXG242

VAXG243

VAXG244

VAXG245

VAXG246

VAXG247

VAXG248

VAXG249

VAXG250

VAXG251

VAXG252

VAXG253

VAXG254

VAXG255

VAXG256

VAXG257

VAXG258

VAXG259

VAXG260

VAXG261

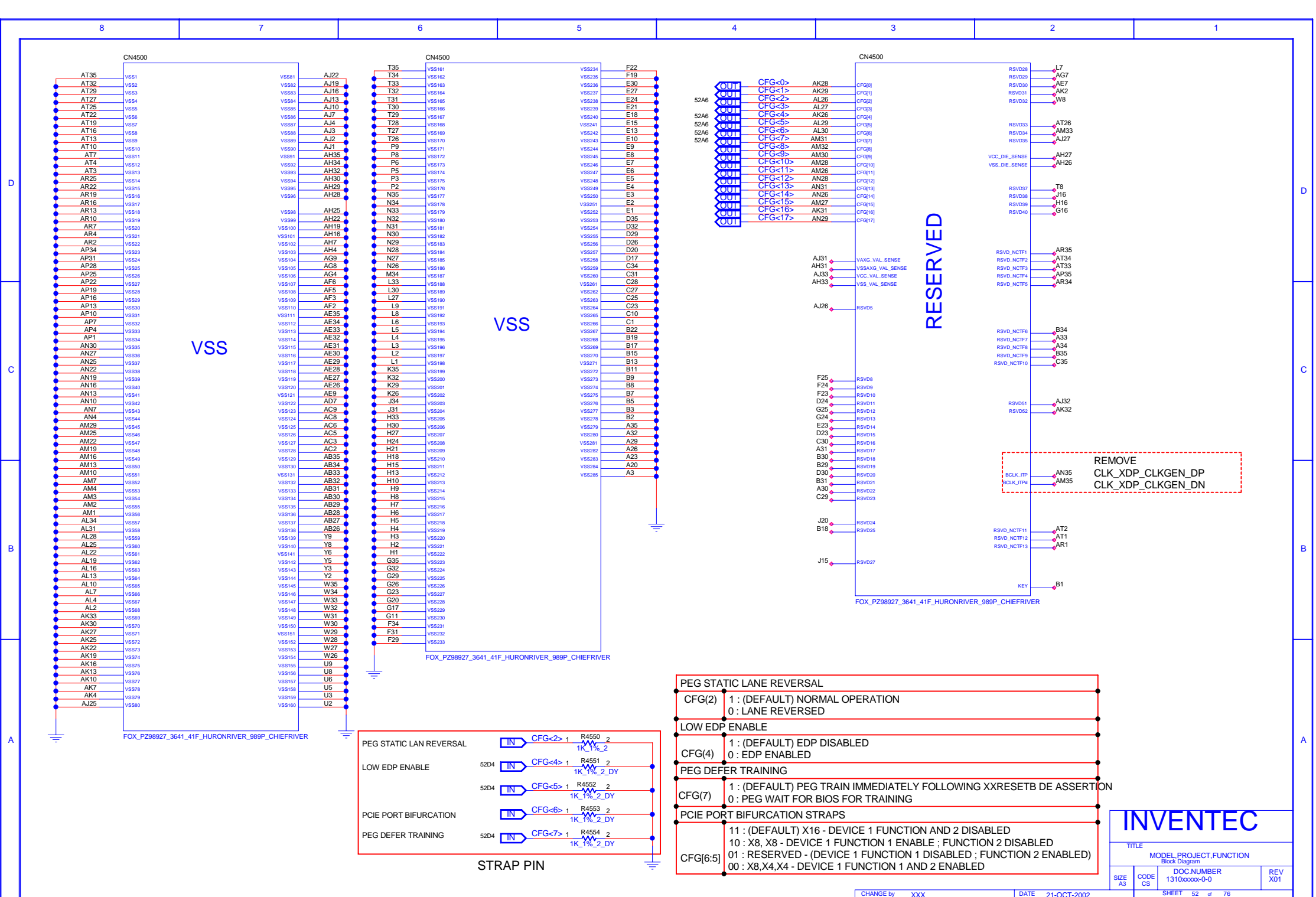
VAXG262

VAXG263

VAXG264

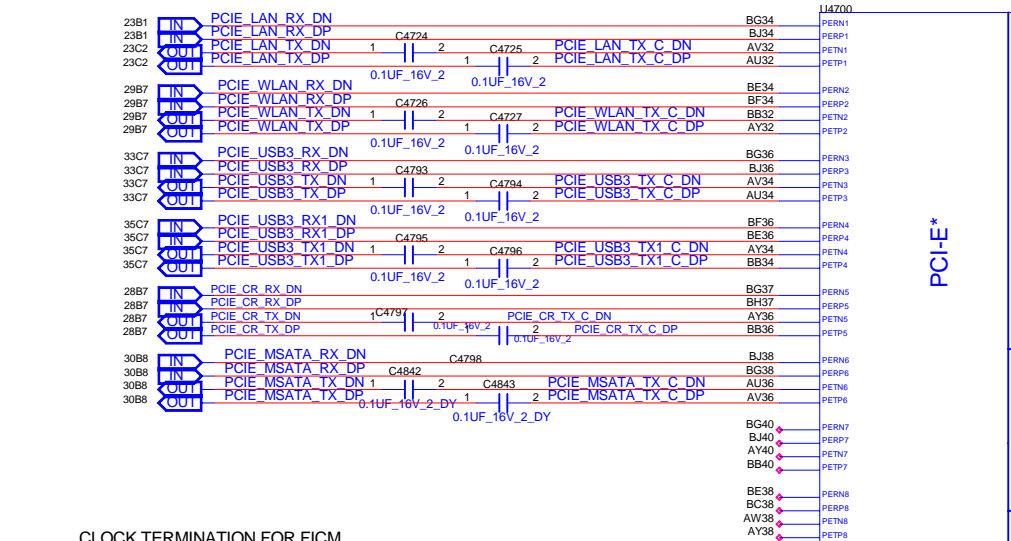
VAXG265

VAXG266

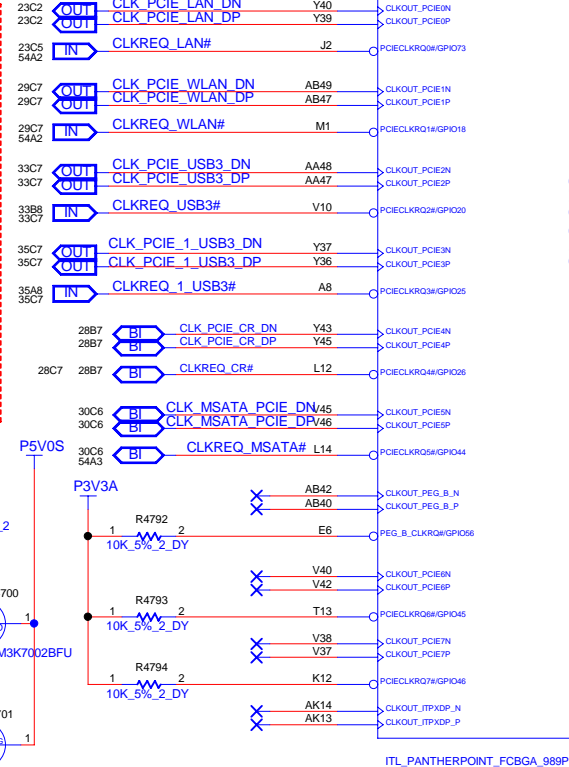
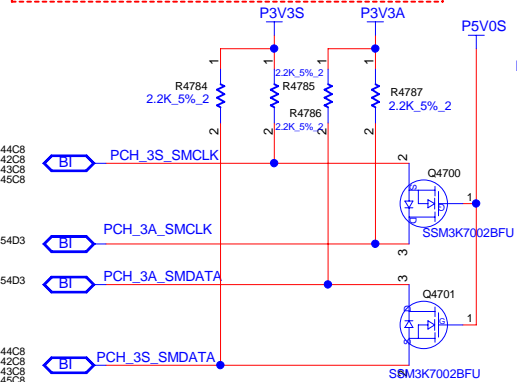
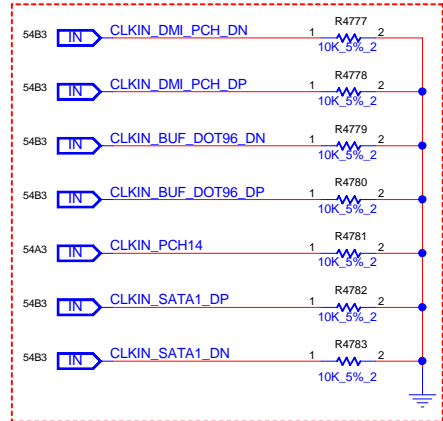


TITLE			
MODEL,PROJECT,FUNCTION Block Diagram			
SIZE A3	CODE CS	DOC.NUMBER 1310xxxxx-0-0	

REFERENCE 4700~4949(PCH)

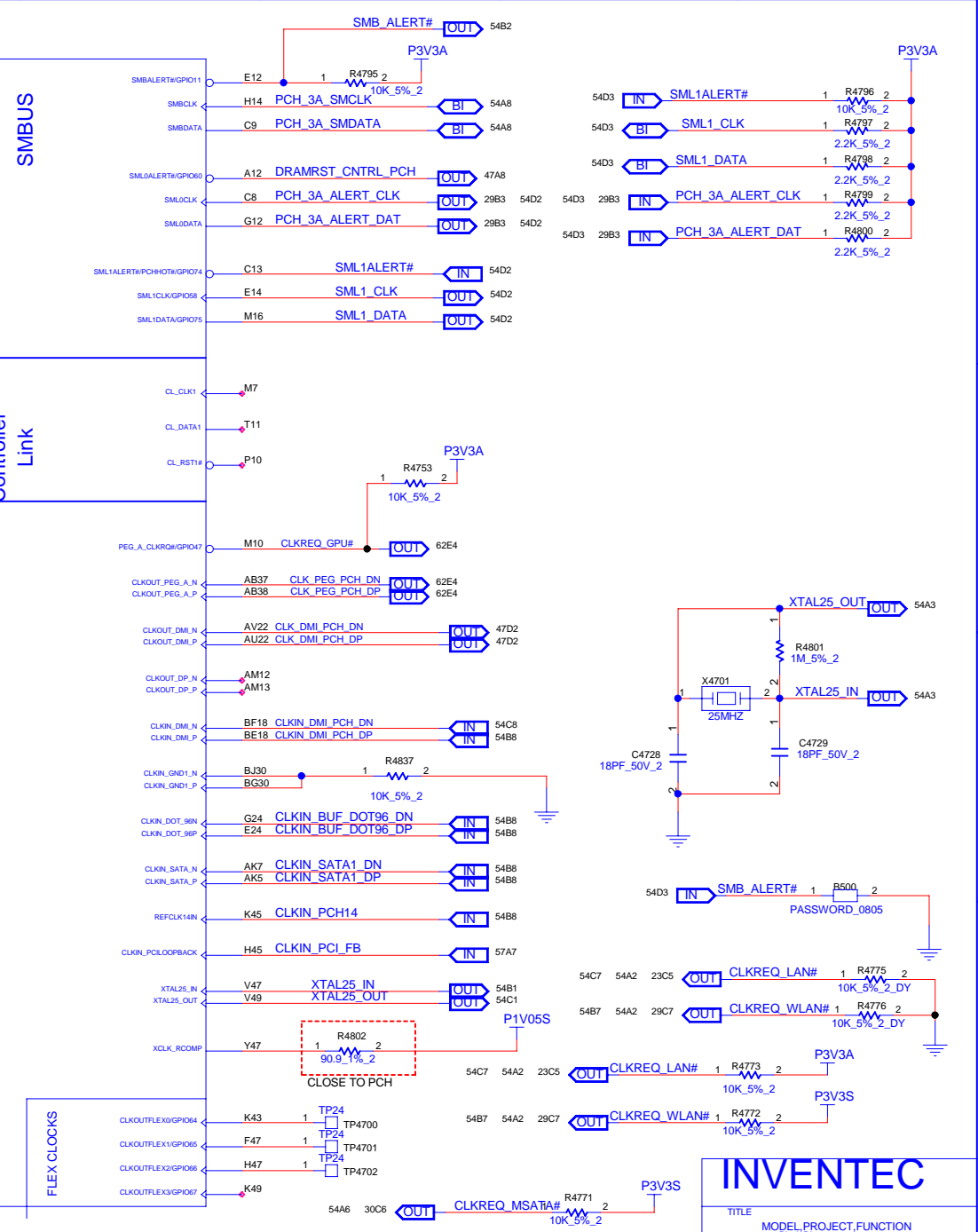


CLOCK TERMINATION FOR FICM STUFF FOR INTEGRATED CLK



CLOCKS

FLEX CLOCKS

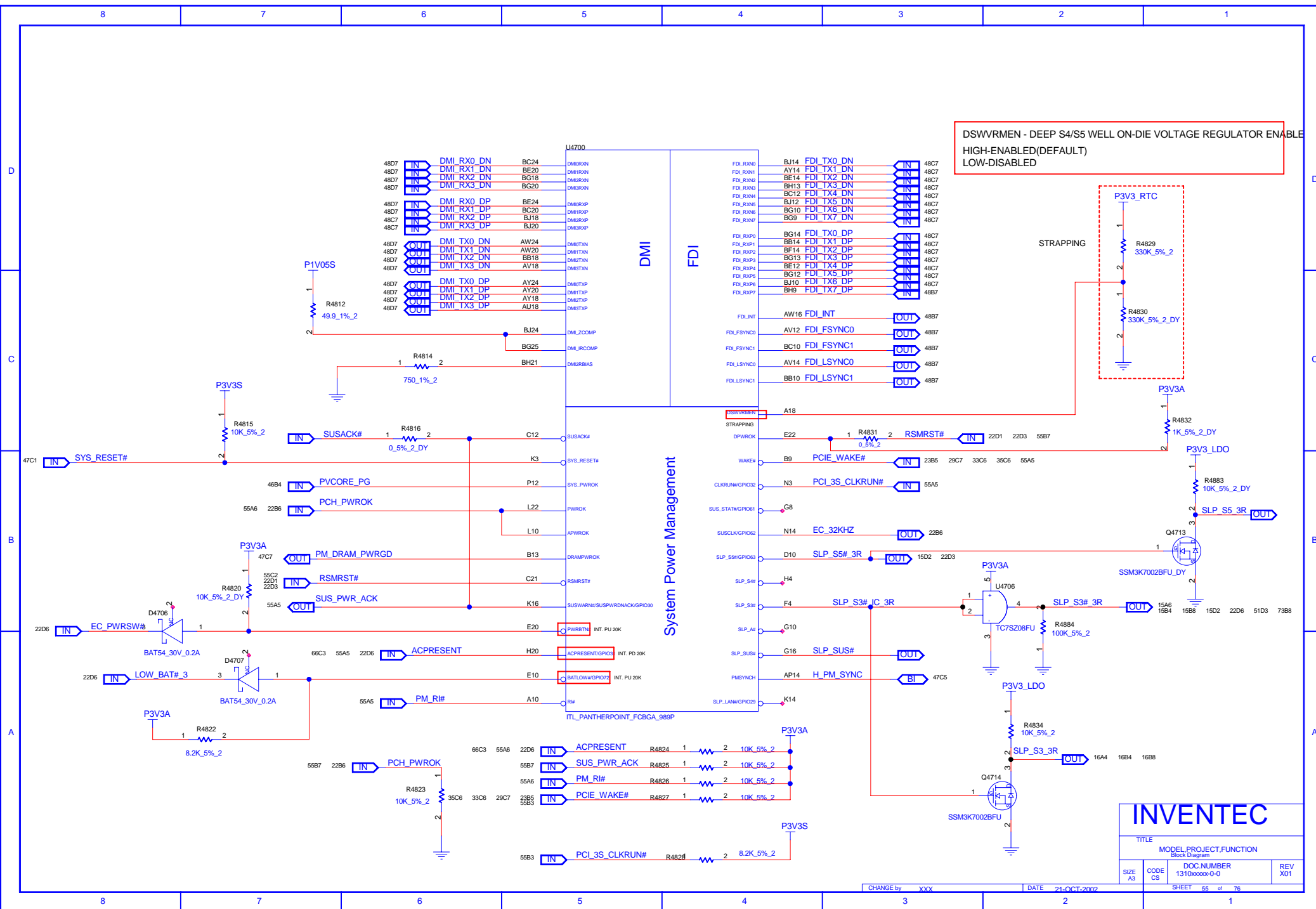


INVENTEC

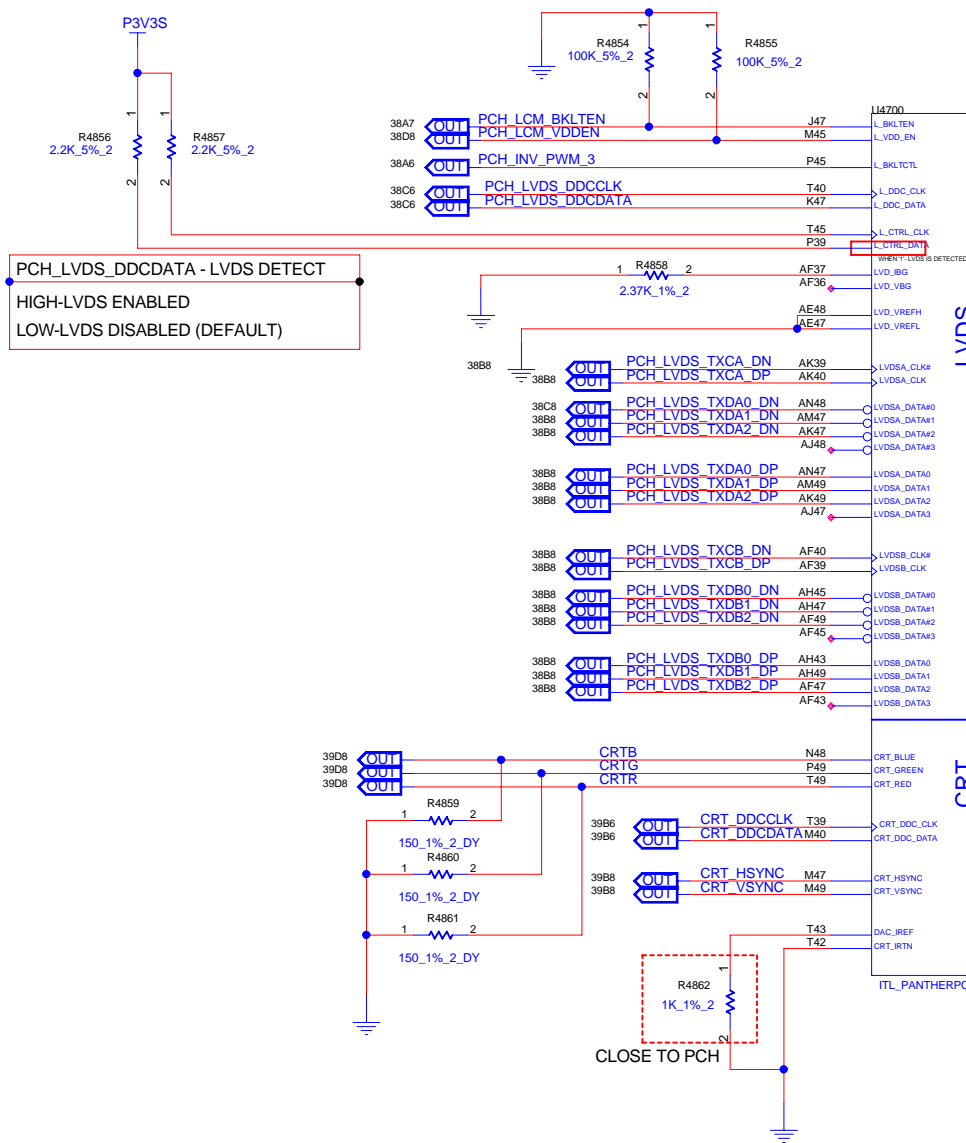
TITLE			
MODEL PROJECT FUNCTION			
1310xxxx-0-0			
SIZE	CODE	DOC NUMBER	REV
A3	CS	1310xxxx-0-0	X01

CHANGE by XXX DATE 21-OCT-2002

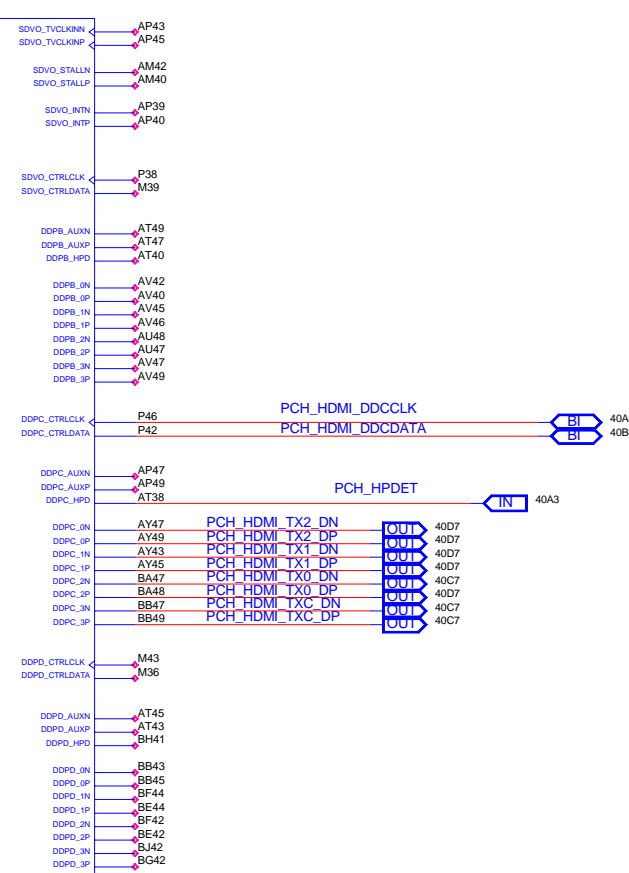
SHEET 54 of 76



REFERENCE 4700~4949(PCH)




Digital Display Interface



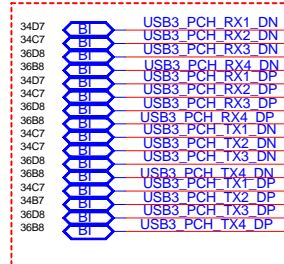
INVENTEC			
TITLE			
MODEL PROJECT FUNCTION			
Block Diagram			
SIZE	CODE	DOC NUMBER	REV
A3	CS	1310xxxx-0-0	X01
SHEET 56 of 76			

REFERENCE 4700-4949(PCH)

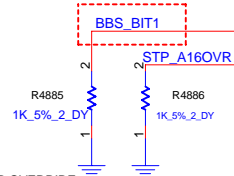
GPIO51 BBS_BIT1	GPIO19 BBS_BIT0	BOOT BIOS DESTINATION
0	1	RESERVED(NAND)
1	0	-----
1	1	SPI (DEFAULT)
0	0	LPC



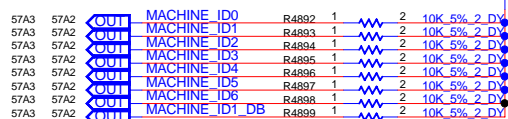
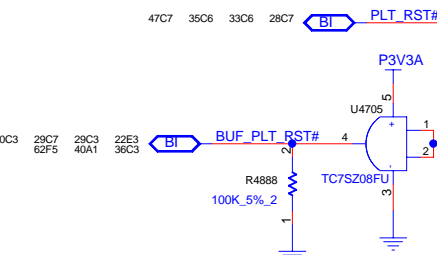
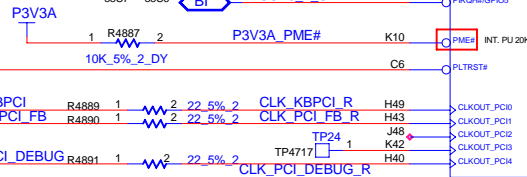
ROUTE WITH 90 OHMS IMPEDANCE
TOTAL LENGTH NO LONGER THAN 11 INCHES



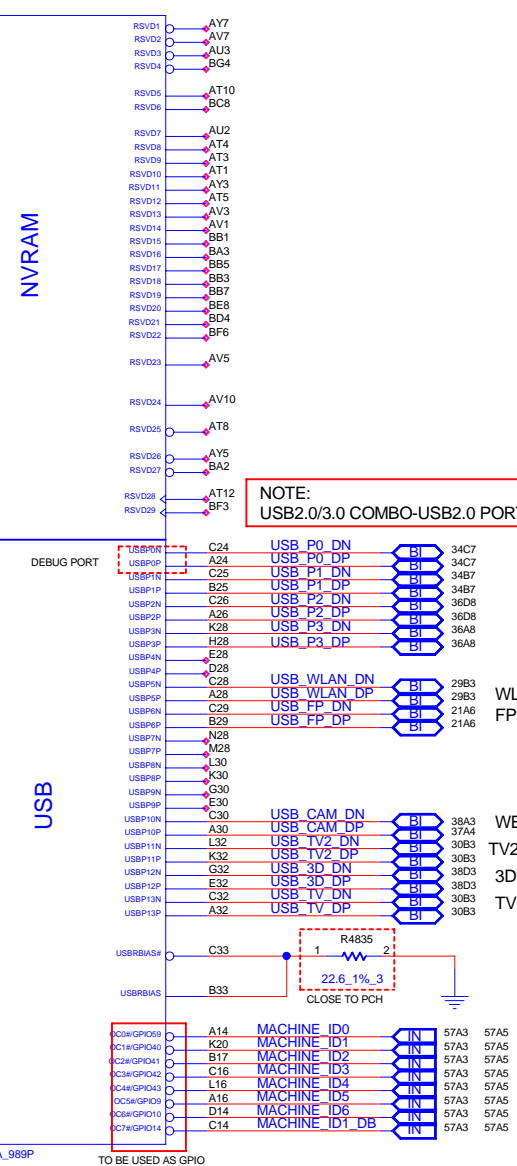
BBS STRAPING



LOW=A16 SWAP OVERRIDE
STP_A160VR
TOP-BLOCK SWAP OVERRIDE
HIGH=DEFAULT



NOTE:10K_5%(60130B1030ZT)



NOTE:
USB2.0/3.0 COMBO-USB2.0 PORT 0,1 MAPPED USB3.0 PORT 1,2

P0.P1 RESERVER FOR USB3.0

WLAN
FP

WEBCAM^{37A4} 38A3

TV2
3D
TV

1 2
22.6_1%_3
CLOSE TO PCH

TO BE USED AS GPIO

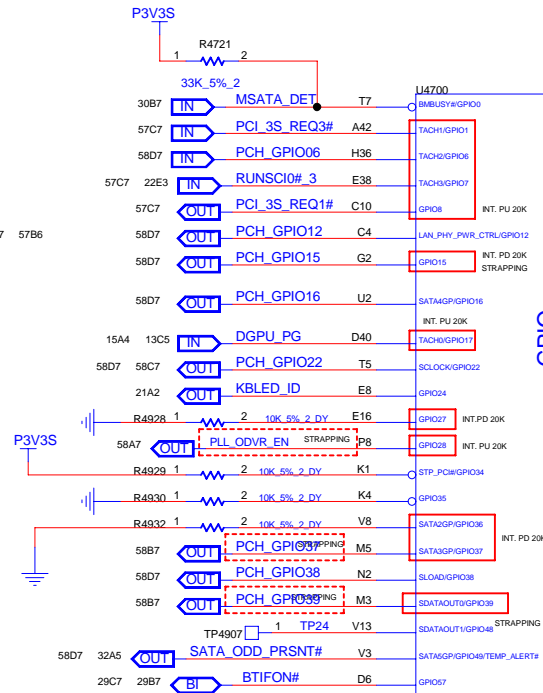
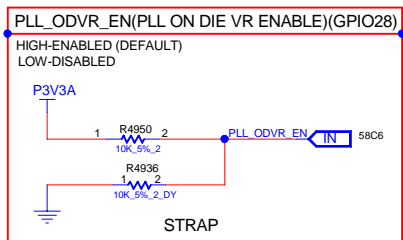
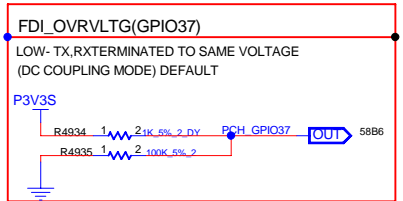


INVENTEC

TITLE
MODEL PROJECT.FUNCTION
Block Diagram

SIZE	CODE	DOC NUMBER	REV
A3	CS	1310xxxx-0-0	X01

CHANGE by XXX DATE 21-OCT-2002 SHEET 57 of 76

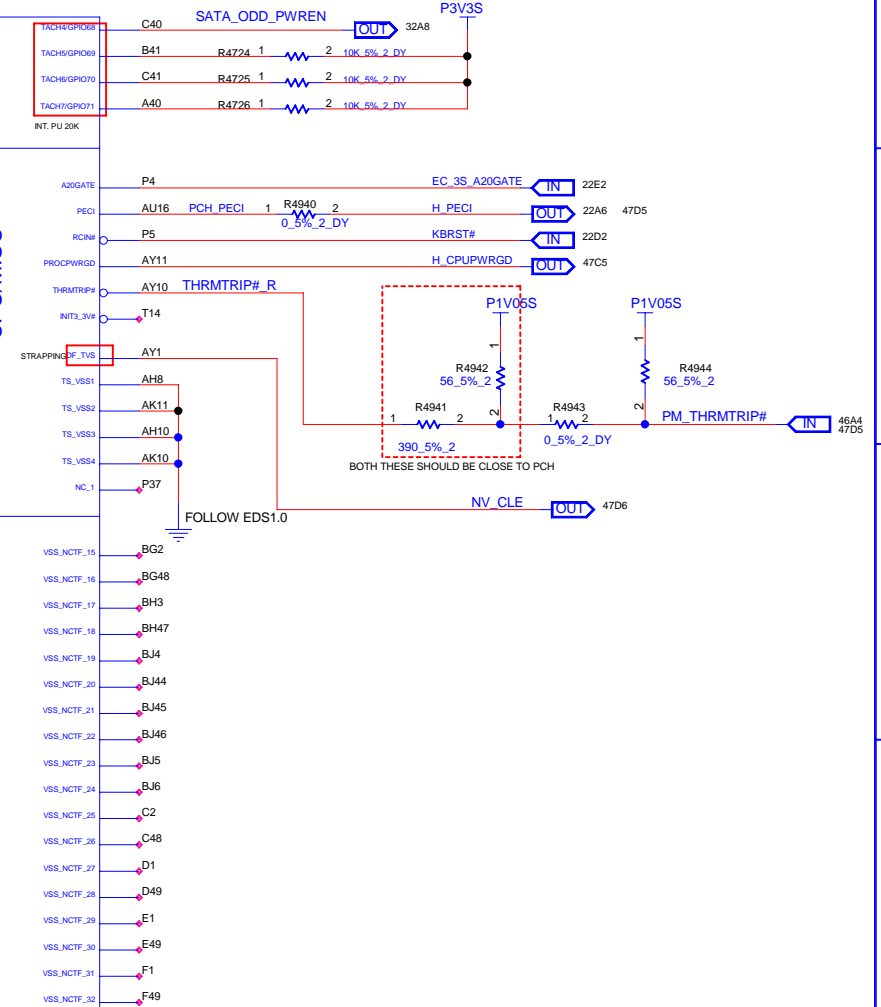
REFERENCE 4700~4949(PCH)



GPIO

NCTF

CPU/MISC



INVENTEC

TITLE			
MODEL PROJECT FUNCTION			
Block Diagram			
SIZE A3	CODE CS	DOC NUMBER 1310xxxx-0-0	REV X01

CHANGE by XXX DATE 21-OCT-2002

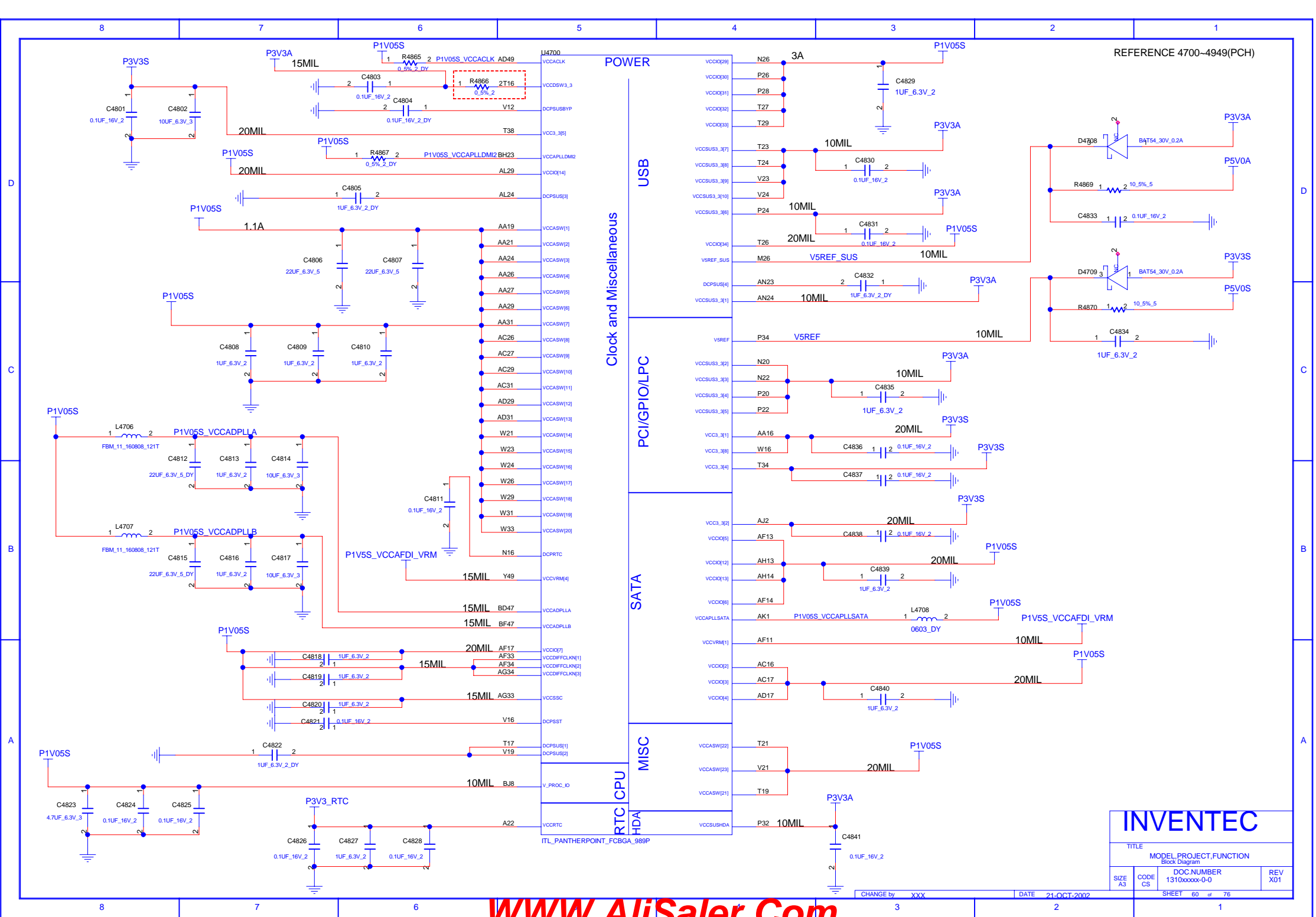
SHEET 58 of 76

D



A

CHANGE by	XXX	DATE	21-OCT-2002
-----------	-----	------	-------------



8

7

6

5


4

3

2

1

REFERENCE 4700~4949(PCH)

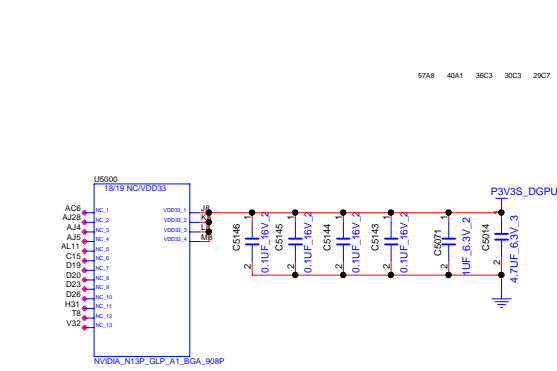


INVENTEC


TITLE
MODEL,PROJECT,FUNCTION
Block DiagramSIZE CODE DOC. NUMBER REV
A3 CS 1310xxxxx-0-0 X01

CHANGE by XXX DATE 21-OCT-2002 SHEET 61 of 76

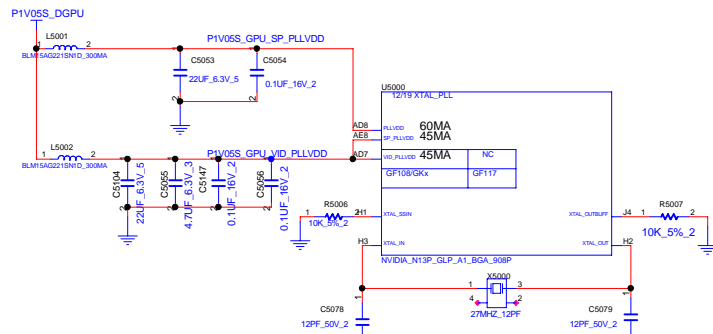
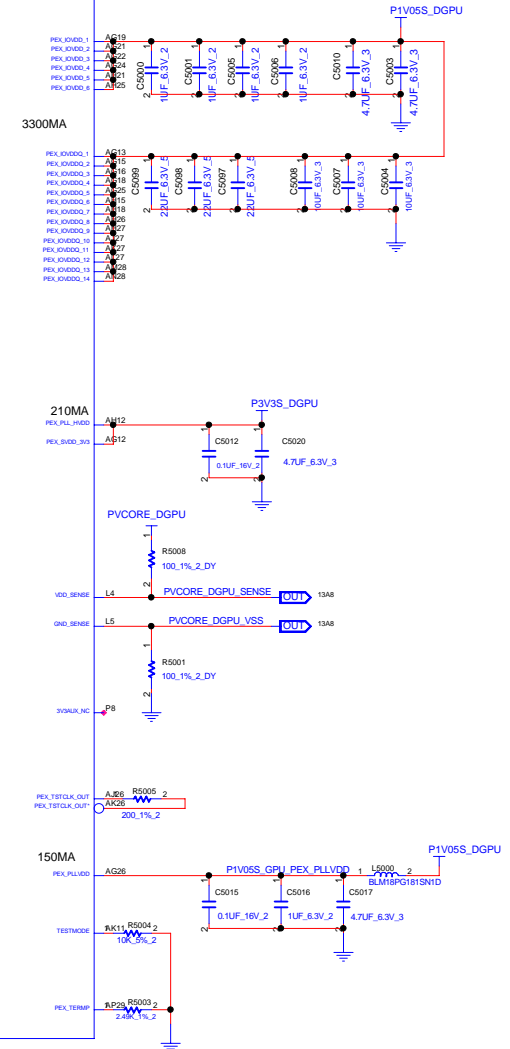
WWW.AliSaler.Com



CLOSE TO GPU



+1.05V POWER RAIL SHOULD HAVE 3500MA CAPABILITY AT LEAST



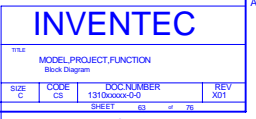
WWW.AliSaler.Com

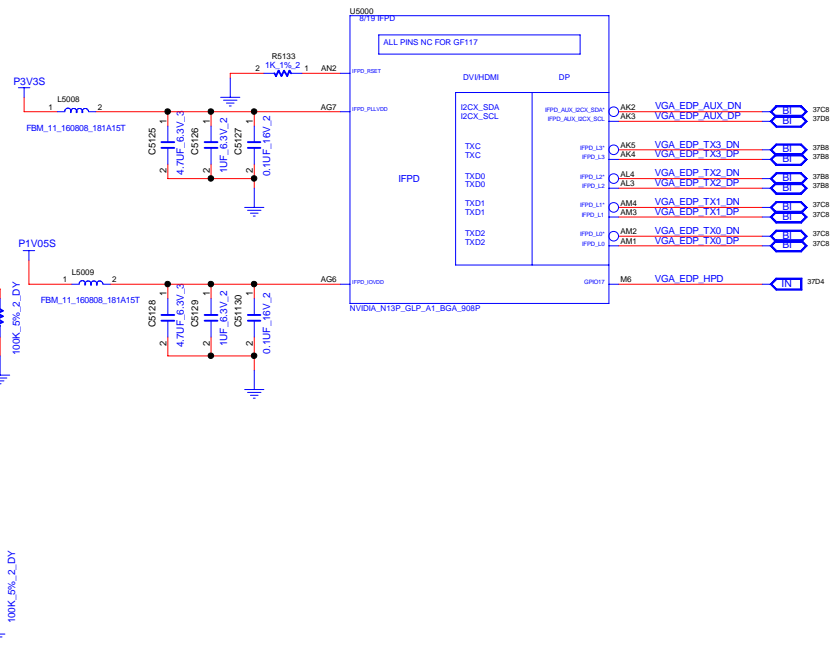
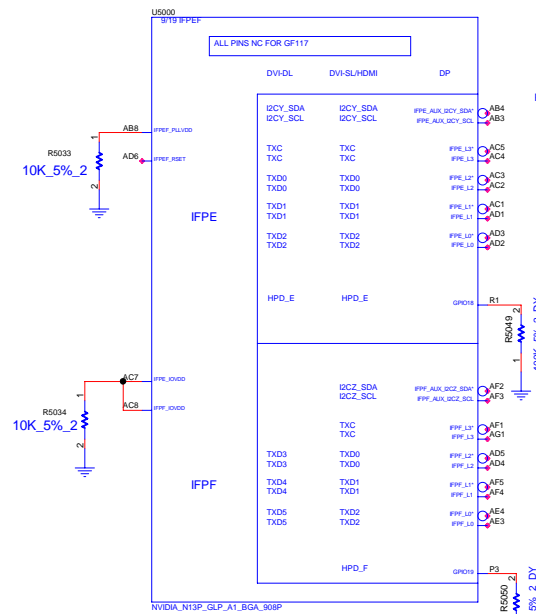
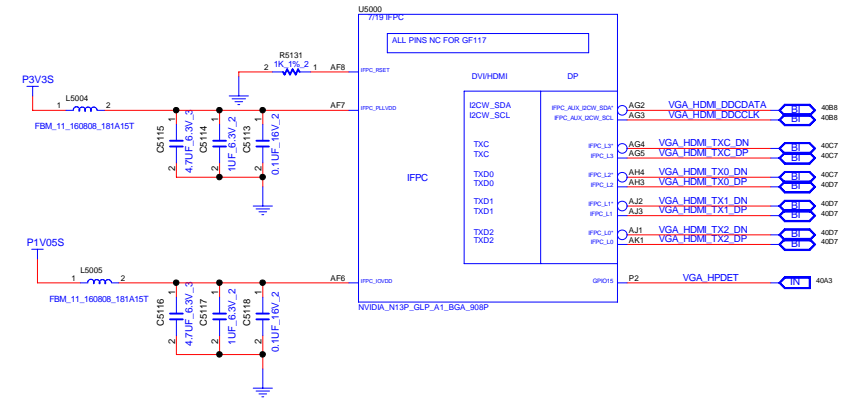
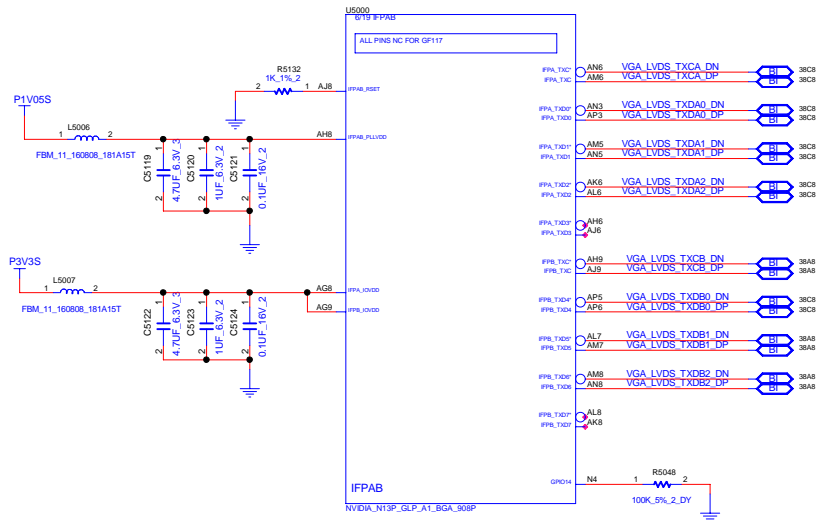
INVENTEC

SIZE	CODE	DOC NUMBER	REV
C	C3	131000000-05	X01

CHANGE BY: XXXX DATE: 21-OCT-2006

SHEET 62 OF 76

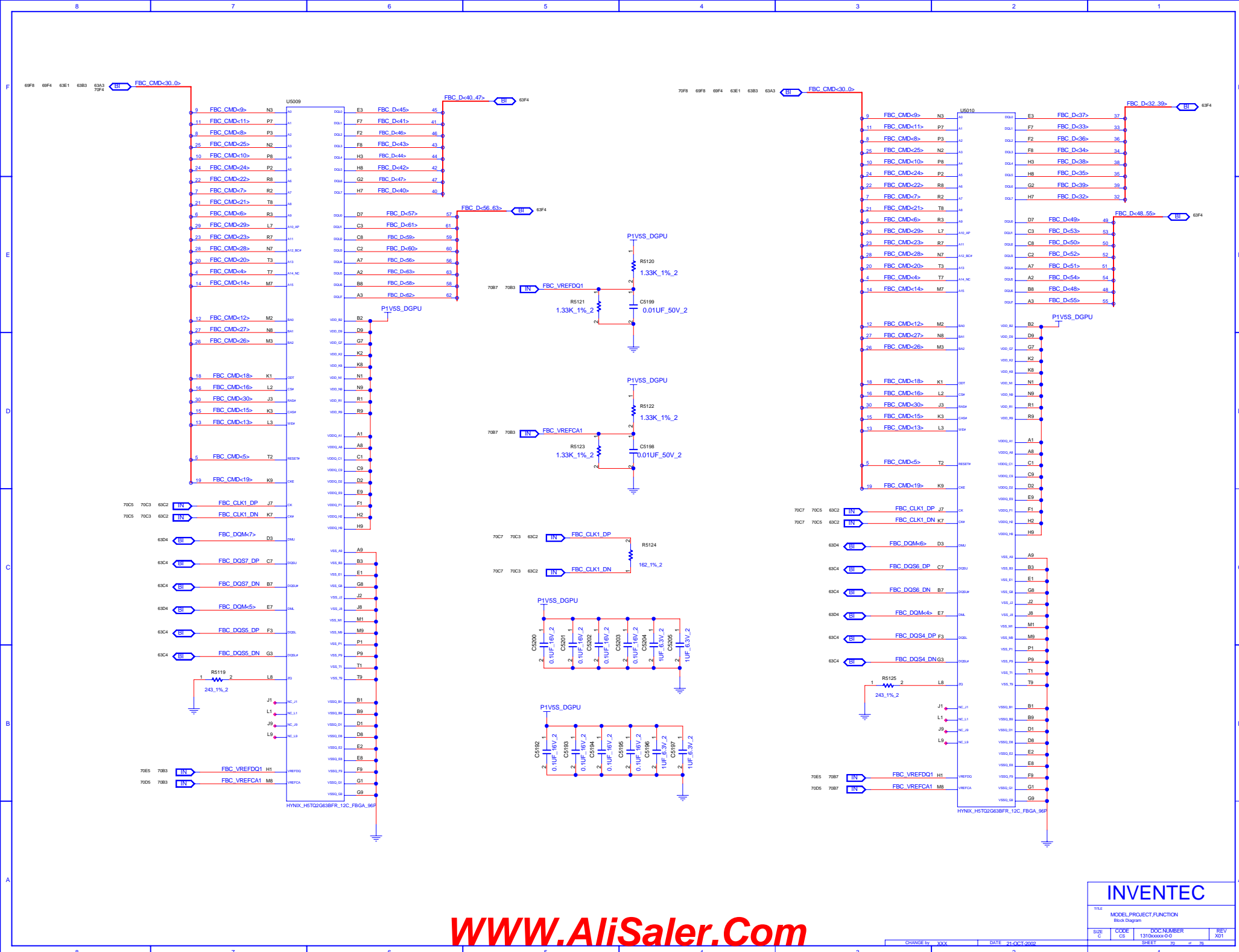










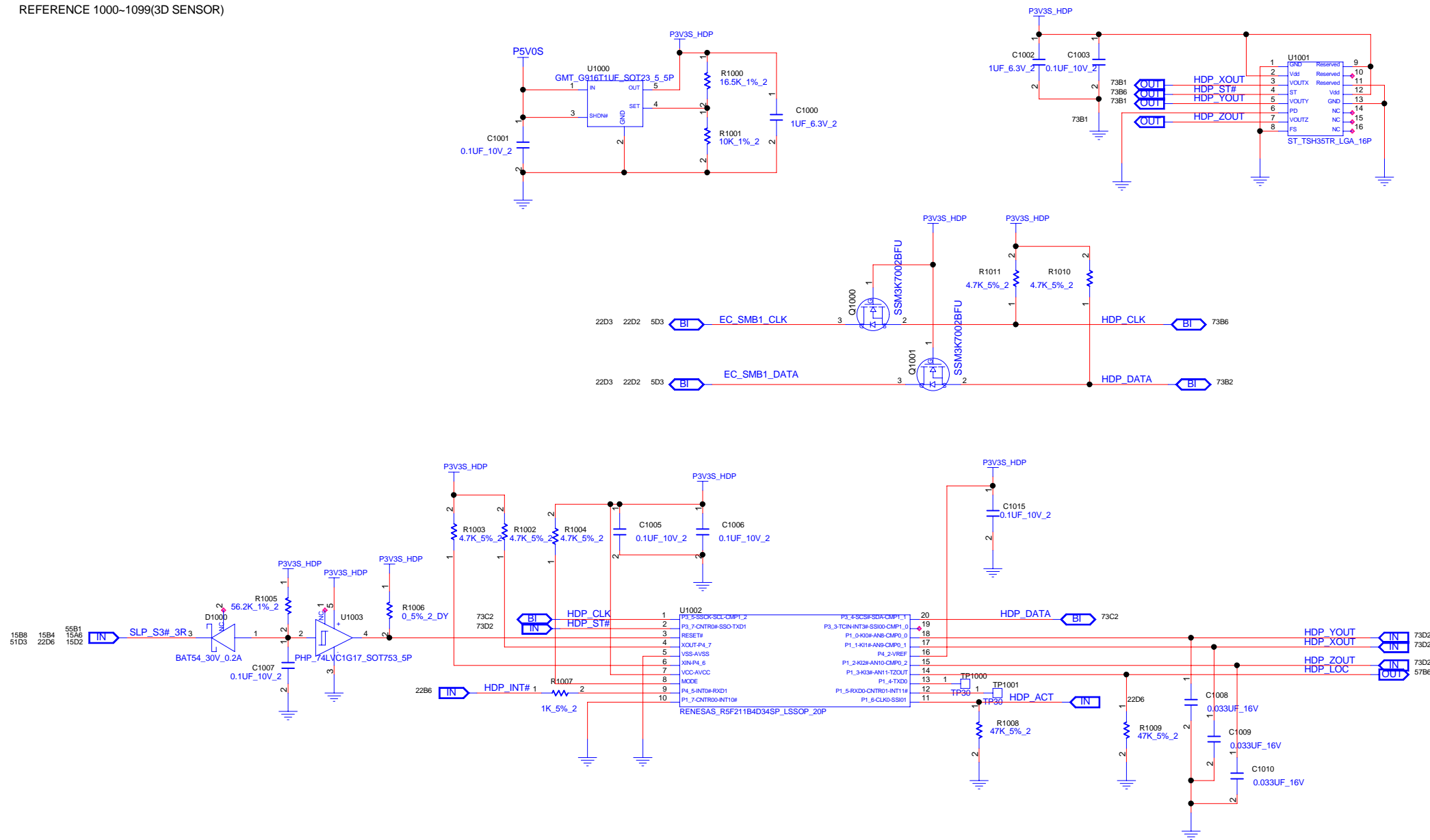


WWW.AliSaler.Com

INVENTEC				
MODEL PROJECT / FUNCTION				
Block Diagram				
SIZE	CODE	DOC NUMBER	REV	
C	CS	131000000-05	X01	
SHEET			20	of 26

8		7		6		5		4		3		2		1	

REFERENCE 1000~1099(3D SENSOR)



INVENTEC

TITLE			
MODEL PROJECT FUNCTION			
Block Diagram			
DOC NUMBER			
1310xxxxx-0-0			
SIZE	CODE	REV	
A3	CS	X01	

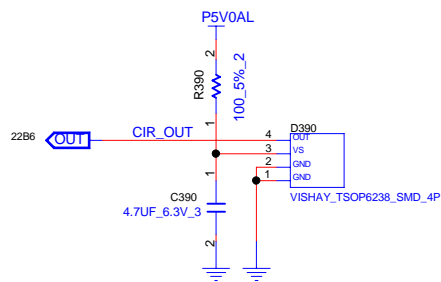
CHANGE by XXX DATE 21-OCT-2002

SHEET 73 of 76

WWW.AliSaler.Com

REFERENCE 390~399

CIR



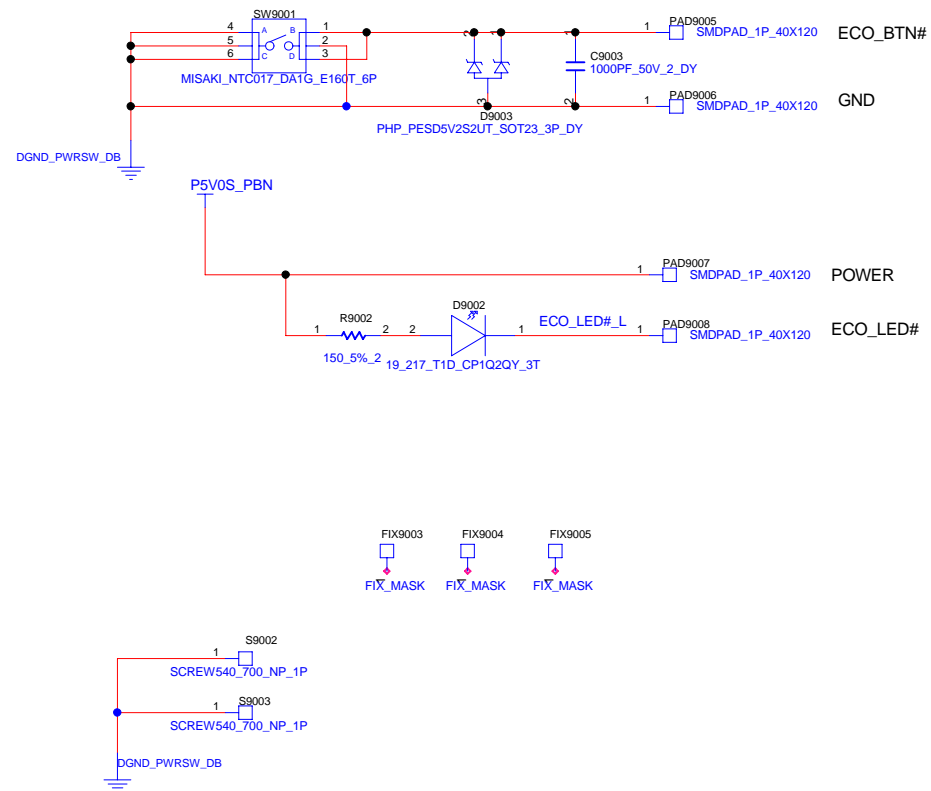
INVENTEC

TITLE
MODEL,PROJECT,FUNCTION
Block Diagram

SIZE A3	CODE CS	DOC NUMBER 1310xxxxx-0-0	REV X01
------------	------------	-----------------------------	------------

CHANGE by XXX DATE 21-OCT-2002 SHEET 74 of 76

3D/ECO VISION



INVENTEC

TITLE			
MODEL,PROJECT,FUNCTION			
Block Diagram			
SIZE A3	CODE CS	DOC.NUMBER 1310xxxxx-0-0	REV X01
SHEET 76 of 76			